



This weekly calendar includes suggested learning and development activities that you can use to support your child. Activities are aligned to Ohio’s Early Learning and Development Standards. We have provided resources to support the extended learning and enrichment activities at home. Feel free to change or modify the activities as needed.

When using online resources, such as YouTube and/or websites, please monitor your child to avoid distracted navigation. If you have access to the Internet, please set Up an ‘ABC Mouse’ account as described on this page.

Theme for the Week: Bugs

Letter of the Week: Review All of the Letters in the Alphabet A-Z

ABC Mouse (all subjects PK and K)
<https://www.abcmouse.com/redeem>
Step One: Click Link ‘Redeem Code’ and enter code: SCHOOL6225
Step Two: Follow prompts to access ABC Mouse (you can also download the application once registered)

Time	Monday	Tuesday	Wednesday	Thursday	Friday
8:00	<p>Morning Warm-Up -Hello Greeting Song: https://tinyurl.com/uubbhvg -Use this ‘Days of the Week’ song to review your daily schedule together : https://tinyurl.com/vlhrwa</p>	<p>Morning Warm-Up -Hello Greeting Song: https://tinyurl.com/uubbhvg -Use this ‘Days of the Week’ song to review your daily schedule together : https://tinyurl.com/vlhrwa</p>	<p>Morning Warm-Up -Hello Greeting Song: https://tinyurl.com/uubbhvg -Use this ‘Days of the Week’ song to review your daily schedule together : https://tinyurl.com/vlhrwa</p>	<p>Morning Warm-Up -Hello Greeting Song: https://tinyurl.com/uubbhvg -Use this ‘Days of the Week’ song to review your daily schedule together : https://tinyurl.com/vlhrwa</p>	<p>Morning Warm-Up -Hello Greeting Song: https://tinyurl.com/uubbhvg -Use this ‘Days of the Week’ song to review your daily schedule together : https://tinyurl.com/vlhrwa</p>



Time	Monday	Tuesday	Wednesday	Thursday	Friday
8:15	<p>Reading</p> <p>1-Read/watch book: The Very Hungry Caterpillar</p> <p>2- Questions for book:</p> <ul style="list-style-type: none"> • What did the caterpillar eat on Monday, Tuesday, Wednesday, Thursday, Friday, and Saturday? • What happened after he ate all that food? <p>3-Complete the Very Hungry Caterpillar Sequencing Activity Worksheet</p> <p>https://tinyurl.com/y5ykwplh</p>	<p>Reading</p> <p>1-Read/watch book: The Crunchy Munching Caterpillar</p> <p>https://tinyurl.com/ruzdlwh</p> <p>2- Questions for book:</p> <ul style="list-style-type: none"> • What did the caterpillar wish he could do? • What did the caterpillar have when he woke up? What did he turn into? <p>3-Story Activity: Draw a picture from your favorite part of the story</p>	<p>Reading</p> <p>1-Read/watch book: The VERY Impatient Butterfly</p> <p>https://tinyurl.com/r7l3cow</p> <p>2- Questions for book:</p> <ul style="list-style-type: none"> • What did the caterpillar turn into? • How long does it take for a caterpillar to turn into a butterfly? • What happened when the caterpillar was not patient? <p>3-Story Activity: Draw a picture from your favorite part of the story</p> <p>How to Draw a Butterfly</p> <p>https://tinyurl.com/uva2z6j</p>	<p>Reading</p> <p>1-Read/watch book: Waiting for Wings</p> <p>https://tinyurl.com/tbwn4vs</p> <p>2- Questions for book:</p> <ul style="list-style-type: none"> • What do the caterpillars do first when they hatch from their eggs? • What happens after they eat? • What do the caterpillar turn into? <p>3-Story Activity: Draw a picture from your favorite part of the story</p>	<p>Reading</p> <p>1-Read/watch book: The Butterfly</p> <p>https://tinyurl.com/vhn7hgf</p> <p>2- Questions for book:</p> <ul style="list-style-type: none"> • What do the caterpillars do first? • What happens next? • What does the caterpillar turn into? <p>3-Story Activity: Complete the Butterfly Life Cycle Worksheet Activity</p>

Time	Monday	Tuesday	Wednesday	Thursday	Friday
8:45	<p>Music/Movement</p> <p>1-Can't Stop the Feeling:https://tinynurl.com/i9inlo4</p> <p>2- Move with Me https://www.youtube.com/watch?v=JoF_d5sgGgc</p> <p>* If additional time permits, choose an optional activity from the Movement & Mindfulness Break Options Menu</p>	<p>Music/Movement</p> <p>1-Tooty Ta https://www.youtube.com/watch?v=MwoTswIz60I</p> <p>2-The Hokey Pokey https://www.youtube.com/watch?v=aVAnoqkKAAC</p> <p>3-Chicken Dance https://www.youtube.com/watch?v=npp1z32idrc</p> <p>* If additional time permits, choose an optional activity from the Movement & Mindfulness Break Options Menu</p>	<p>Music/Movement</p> <p>1-Move and Freeze https://www.youtube.com/watch?v=388Q44ReOWE</p> <p>2-If you are Happy and You Know It https://www.youtube.com/watch?v=M6LoRzsHMss</p> <p>* If additional time permits, choose an optional activity from the Movement & Mindfulness Break Options Menu</p>	<p>Music/Movement</p> <p>1-Jump Up Jump Down https://www.youtube.com/watch?v=388Q44ReOWE</p> <p>2-Head, Shoulder, Knees and Toes https://www.youtube.com/watch?v=hD32I2Chb7U</p> <p>3-Get your Body Movin https://www.youtube.com/watch?v=fpD9kRyBn8o</p> <p>* If additional time permits, choose an optional activity from the Movement & Mindfulness Break Options Menu</p>	<p>Music/Movement</p> <p>1-Shake Your Sillies Out https://www.youtube.com/watch?v=MwoTswIz60I</p> <p>2-Head, Shoulders, Knees and Toes https://www.youtube.com/watch?v=ZanHgPprl-0</p> <p>3-Chicka Chicka Boom Boom https://www.youtube.com/watch?v=9nKq4jm4ID8</p> <p>* If additional time permits, choose an optional activity from the Movement & Mindfulness Break Options Menu</p>
9:15	<p>Literacy/Writing</p> <p>1-Review Alphabet Flash Cards and Letter Sounds A-E</p> <p>2 Writing Activity: Use printing practice journal to practice letters A-E. Provide a model as needed. You may choose to use applications/online resources listed in the options</p>	<p>Literacy/Writing</p> <p>1-Review Alphabet Flash Cards and Letter Sounds F-J</p> <p>2-Writing Activity: Use printing practice journal to practice letters F-J. Provide a model as needed. You may choose to use applications/online resources listed in the options</p>	<p>Literacy/Writing</p> <p>1-Review Alphabet Flash Cards and Letter Sounds K-O</p> <p>2-Writing Activity: Use printing practice journal to practice letters K-O. Provide a model as needed. You may choose to use applications/online resources listed in the options</p>	<p>Literacy/Writing</p> <p>1-Review Alphabet Flash Cards and Letter Sounds K-O</p> <p>2-Writing Activity: Use printing practice journal to practice letters P-T. Provide a model as needed. You may choose to use applications/online resources listed in the options</p>	<p>Literacy/Writing</p> <p>1-Review Alphabet Flash Cards and Letter Sounds T-Z</p> <p>2-Writing Activity: Use printing practice journal to practice letters T-Z Provide a model as needed. You may choose to use applications/online resources listed in the options</p>



Time	Monday	Tuesday	Wednesday	Thursday	Friday
10:30	<p>Independent Choice Choose from the following activities: -Outside Chalk https://tinyurl.com/tfjus32 -ABC Mouse (20 minutes) https://www.abcmouse.com/abt/homepage -Indoor Games https://tinyurl.com/r4xpetr -Large Motor Games https://tinyurl.com/y94k2kdj</p>	<p>Independent Choice Choose from the following activities: -Outside Chalk https://tinyurl.com/tfjus32 -ABC Mouse (20 minutes) https://www.abcmouse.com/abt/homepage -Indoor Games https://tinyurl.com/r4xpetr -Large Motor Games https://tinyurl.com/y94k2kdj</p>	<p>Independent Choice Choose from the following activities: -Outside Chalk https://tinyurl.com/tfjus32 -ABC Mouse (20 minutes) https://www.abcmouse.com/abt/homepage -Indoor Games https://tinyurl.com/r4xpetr -Large Motor Games https://tinyurl.com/y94k2kdj</p>	<p>Independent Choice Choose from the following activities: -Outside Chalk https://tinyurl.com/tfjus32 -ABC Mouse (20 minutes) https://www.abcmouse.com/abt/homepage -Indoor Games https://tinyurl.com/r4xpetr -Large Motor Games https://tinyurl.com/y94k2kdj</p>	<p>Independent Choice Choose from the following activities: -Outside Chalk https://tinyurl.com/tfjus32 -ABC Mouse (20 minutes) https://www.abcmouse.com/abt/homepage -Indoor Games https://tinyurl.com/r4xpetr -Large Motor Games https://tinyurl.com/y94k2kdj</p>
11:15	<p>Lunch/Rest Engage in meaningful conversations that encourage oral language development and speaking https://sleepingshouldbeeasy.com/conversation-starters-for-kids/</p>	<p>Lunch/Rest Interactive Phonics Journal Engage in meaningful conversations that encourage oral language development and speaking https://sleepingshouldbeeasy.com/conversation-starters-for-kids/</p>	<p>Lunch/Rest Interactive Phonics Journal Engage in meaningful conversations that encourage oral language development and speaking https://sleepingshouldbeeasy.com/conversation-starters-for-kids/</p>	<p>Lunch/Rest Interactive Phonics Journal Engage in meaningful conversations that encourage oral language development and speaking https://sleepingshouldbeeasy.com/conversation-starters-for-kids/</p>	<p>Lunch/Rest Interactive Phonics Journal Engage in meaningful conversations that encourage oral language development and speaking https://sleepingshouldbeeasy.com/conversation-starters-for-kids/</p>



Preschool
Week 5

Time	Monday	Tuesday	Wednesday	Thursday	Friday
12:30	<p>Math Activities</p> <p>1-Complete the Very Hungry Caterpillar Counting Activity Packet</p> <p>2-Printing Practice-Numbers (use journal)</p>	<p>Math Activities</p> <p>1-Complete the "Stick Some Circles and Complete a Caterpillar" worksheet in packet</p> <p>2- Printing Practice-Numbers (use journal)</p>	<p>Math Activities</p> <p>1-Complete the "Caterpillar Pattern" packet</p> <p>2- Printing Practice-Numbers (use journal)</p>	<p>Math Activities</p> <p>1- Count the number of steps from your front door to the kitchen and back and to the bathroom and back.</p> <p>2-Printing Practice-Numbers (use journal)</p>	<p>Math Activity</p> <p>1- Have your child help you sort the laundry by color</p> <p>Printing Practice-Numbers (use journal)</p>
1:30	<p>Art & Science Activity</p> <p>Make a caterpillar out of play dough</p>	<p>Art & Science Activity</p> <p>Cut out circles on construction paper and glue together to make a caterpillar, draw eyes, nose and a smile on the caterpillars face</p>	<p>Art & Science Activity</p> <p>Make a flower using a handprint</p>	<p>Art & Science Activity</p> <p>Draw a spring picture including a flower, sun, bug, caterpillar in the grass</p>	<p>Art & Science Activity</p> <p>Make a flower out of play dough</p>
2:30	<p>Daily Wrap Up</p> <p>Discuss the activities from the day. Review what has been learned and created.</p>	<p>Daily Wrap Up</p> <p>Discuss the activities from the day. Review what has been learned and created.</p>	<p>Daily Wrap Up</p> <p>Discuss the activities from the day. Review what has been learned and created.</p>	<p>Daily Wrap Up</p> <p>Discuss the activities from the day. Review what has been learned and created.</p>	<p>Daily Wrap Up</p> <p>Discuss the activities from the day. Review what has been learned and created.</p>



Family and Student Supports:

Please refer to parent/family notes in each weekly activity calendar. We encourage you to work with your child to support him/her in completing the activities described. Please feel free to use your judgment to make any necessary modifications to the activities outlined in this plan. We look forward to connecting if you need assistance. Feel free to reach out directly to your child's teacher/school if you have any questions.

Student Learning Kits (to be distributed during the week of April 14, 2020)

Transition Backpack:

- Foam Letters
- Links
- Scissors
- Activity Calendar
- Number Cards
- Journal
- Glue
- Crayons
- Question Card Ring
- Pencils with Grip
- Sidewalk Chalk

Other Supplies:

- Construction Paper Pack
- Washable Watercolor Paint
- Printing Letters Journal
- Printing Numbers Journal
- My Feelings Journal
- White Paper
- Scissors
- Book



Additional Student Supports:

Individual Supports	Please reference the "Helping Your Child at Home in Reading" and "Helping Your Child at Home in Math" documents shared as well as the <i>Individual Supports</i> packet of information for additional access to individual student supports as needed.
English Language Learners	Please reference the <i>Academic Enrichment Packet for English Language Learners</i> to access additional student supports as needed.
Enrichment	Please refer to the <i>Academic Enrichment Packet for Gifted and Talented Students</i> to access additional student supports as needed.



Please reach out to your child's school if you have any questions or need assistance with login information.

Online Learning and Additional Resources:

Websites and Applications to Supplement Learning Online for Preschool	
<p>ABC Mouse (all subjects PK and K) https://www.abcmouse.com/redeem Step One: Click Link 'Redeem Code' and enter code: SCHOOL6225 Step Two: Follow prompts to access ABC Mouse</p>	 <p>ABCYA Fun, interactive learning games and activities for preschool https://www.abcya.com/</p> 
<p>Scholastic Learn at Home Access to books and read alouds along with literacy lessons to use at home. http://www.scholastic.com/learnathome Username: Learning20 Password: Clifford</p>	<p>Switchzoo Interactive animal games for kids https://www.switchzoo.com/</p> 
<p>National Geographic Kids Online, interactive learning resources for kids https://kids.nationalgeographic.com/</p>	<p>Storynory Kids Learning Games https://www.storynory.com/</p>
<p>Epic Free, read aloud picture books https://www.getepic.com/</p>	<p>Virtual Piano Online https://www.onlinepianist.com/virtual-piano</p>
<p>Play to Learn Preschool Fun lessons, songs and activities https://www.facebook.com/PlayToLearnPS/</p>	<p>Funbrain Jr. Online learning games for preschool http://www.funbrainjr.com/</p> 
<p>Sesame Street Interactive Learning Activities https://www.sesamestreet.org/?gclid=CjwKCAiwsMzBRACEiwAx4ILGxNX3QRuRQ9Ti0C_Dm3ean6DpxODjcsKeo2YKQoIfnwNXLgpgAVW6xoCNFUQAVD_BWE</p>	<p>PBSKids Online learning resources, activities and games for preschool https://pbskids.org/</p> 

Movement & Mindfulness Break Options:

Outside Play Activities	Playground Visit
Go Noodle http://teachtrainlove.com/20-brain-break-clips-fight-the-fidgeting/	Go for a Run or Walk (with an adult)
The OT Toolbox https://www.theottoolbox.com/best-brain-breaks-videos-on-youtube/	Fluency and Fitness (free for 3 wks) https://fluencyandfitness.com/
Mind Yeti https://www.mindyeti.com	Positive Psychology https://positivepsychology.com/mindfulness-for-children-kids-activities/
Calm (app available also) https://www.calm.com/schools	Teach, Train, Love http://teachtrainlove.com/20-brain-break-clips-fight-the-fidgeting/

Social Emotional Development Resources:

Social and Emotional Foundations for Early Learning:

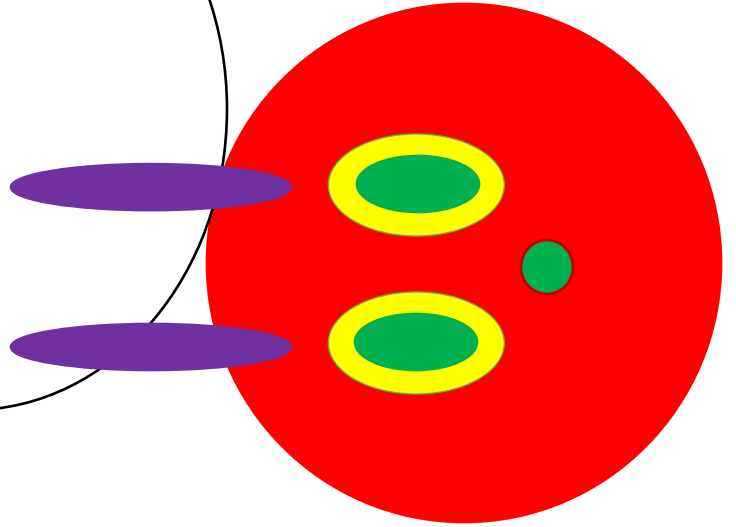
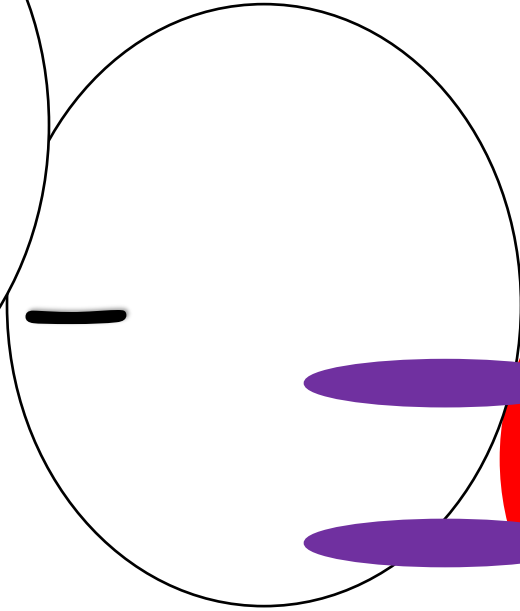
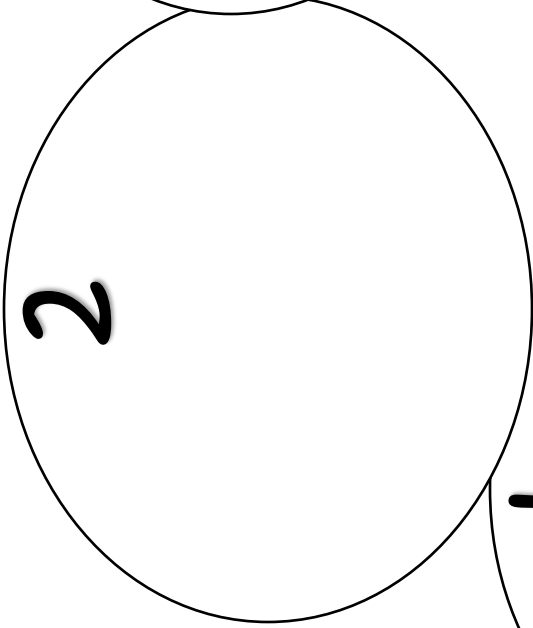
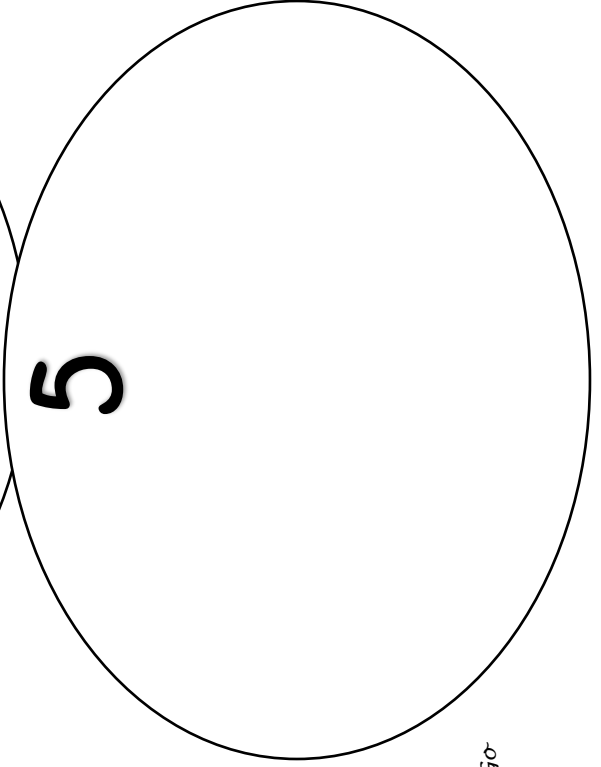
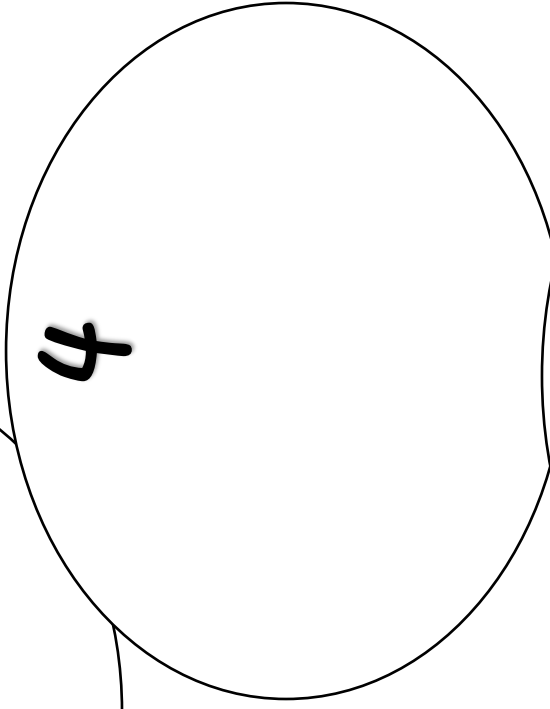
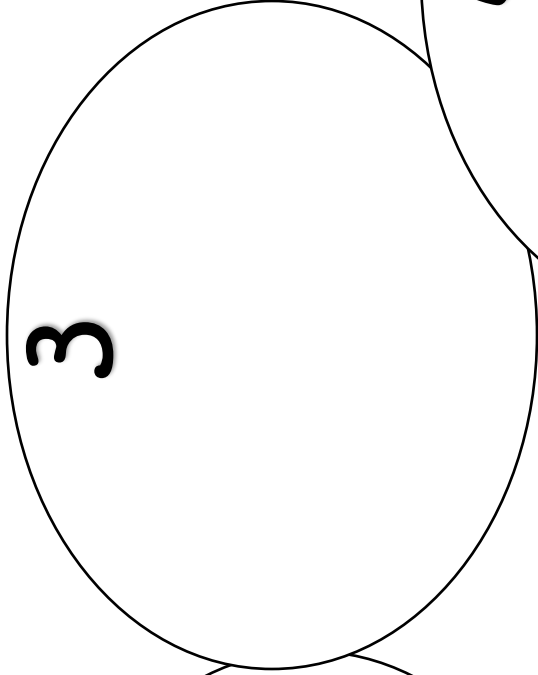
<http://csefel.vanderbilt.edu/resources/family.html>


A Parent Guide to Supporting Your Child's Social and Emotional Development at Home:

<https://static.virtuallabschool.org/atmt/social/>


[FC.Social 3.PreschoolDev A1.NYCParentGuideSocial-](https://www.nyc.gov/html/earlychildhood/html/parentguide/social-emotional-development-at-home.pdf)

[Emotional.pdf](https://www.nyc.gov/html/earlychildhood/html/parentguide/social-emotional-development-at-home.pdf)





Butterfly Life Cycle



By: _____

Caterpillar



Here is a picture of what the caterpillar looks like.

Chrysalis



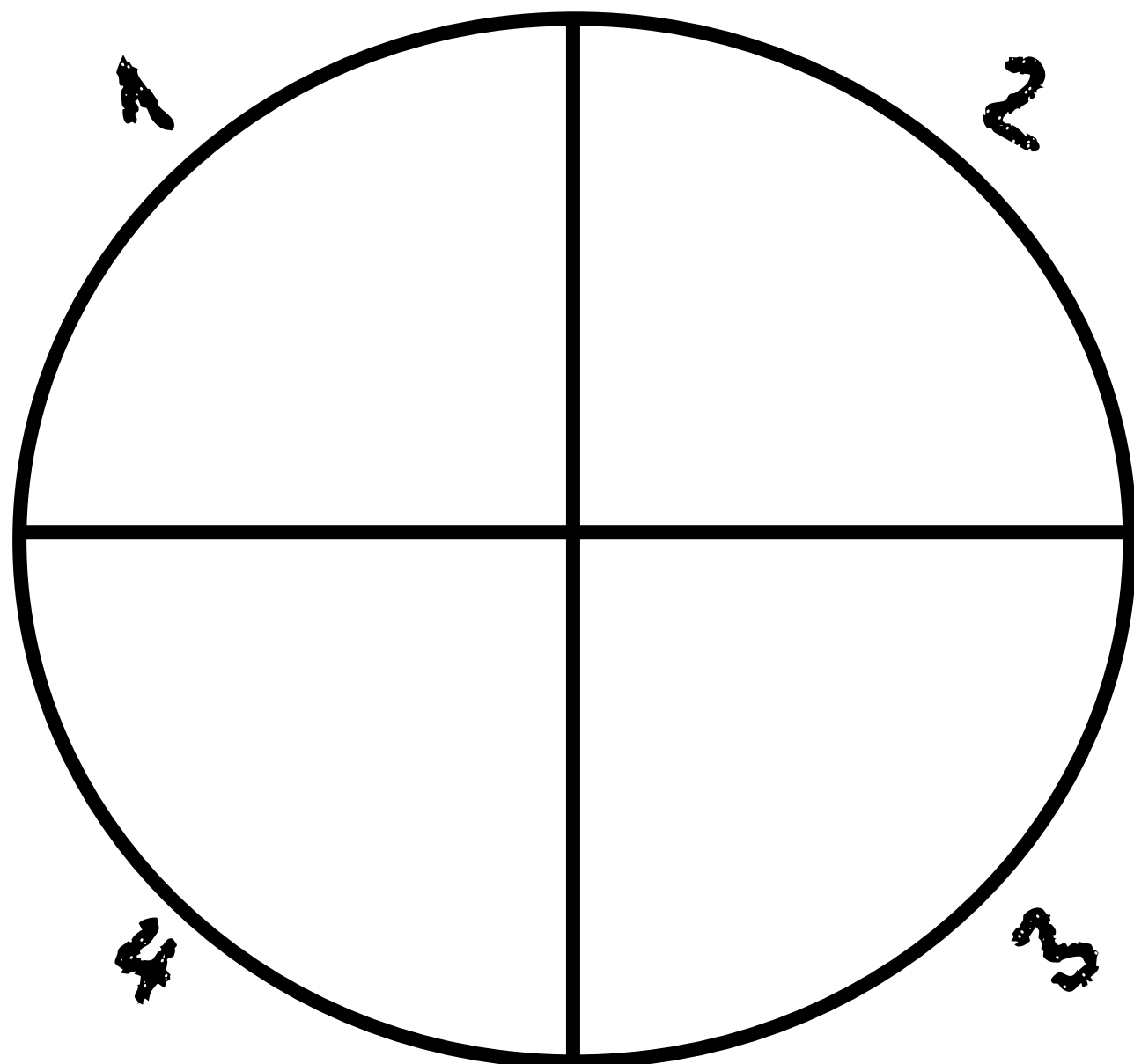
Here is a picture of what the chrysalis looks like.

Butterfly

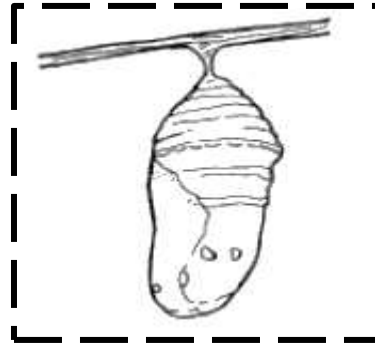
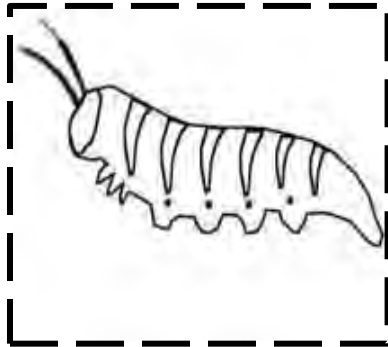
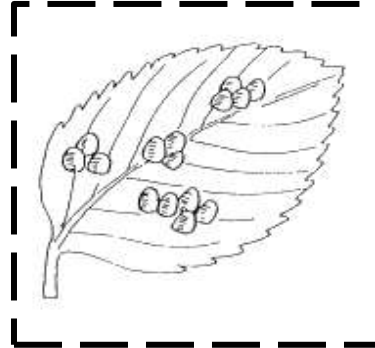
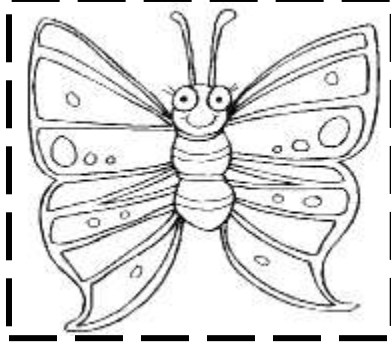


Here is a picture of what the butterfly looks like.

Life Cycle of a Butterfly



Cut and paste pictures onto the Butterfly Life Cycle Page



Thank you for downloading this free
product.

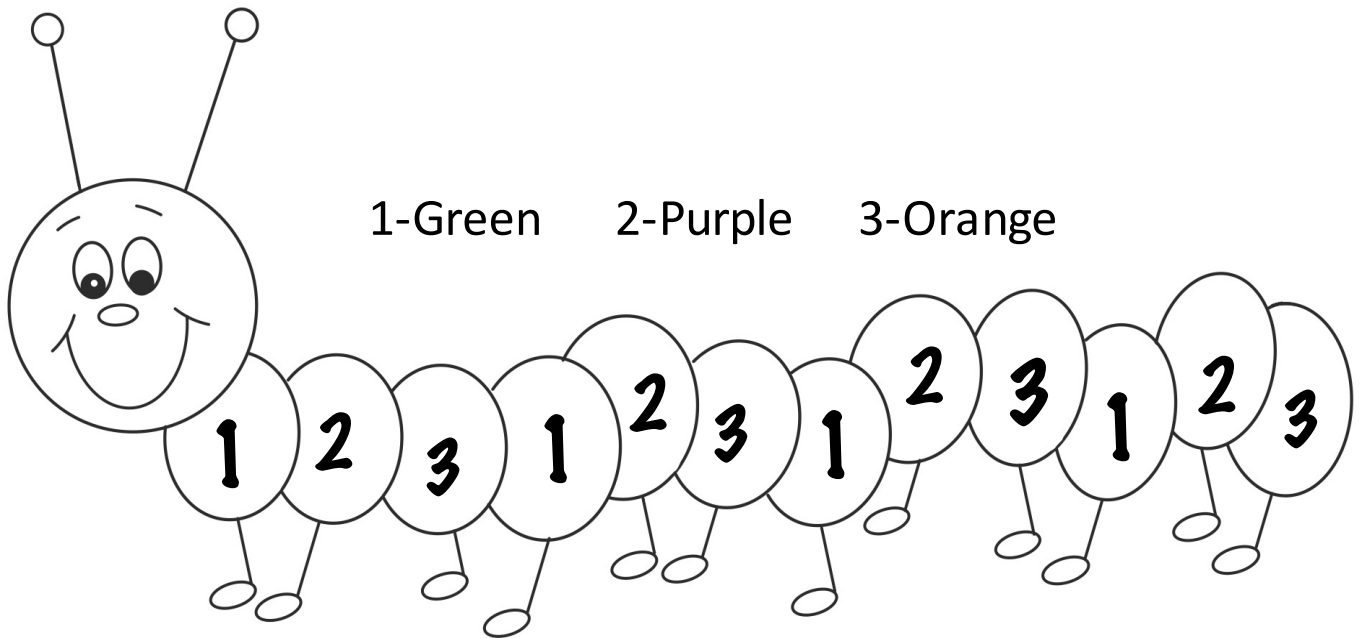
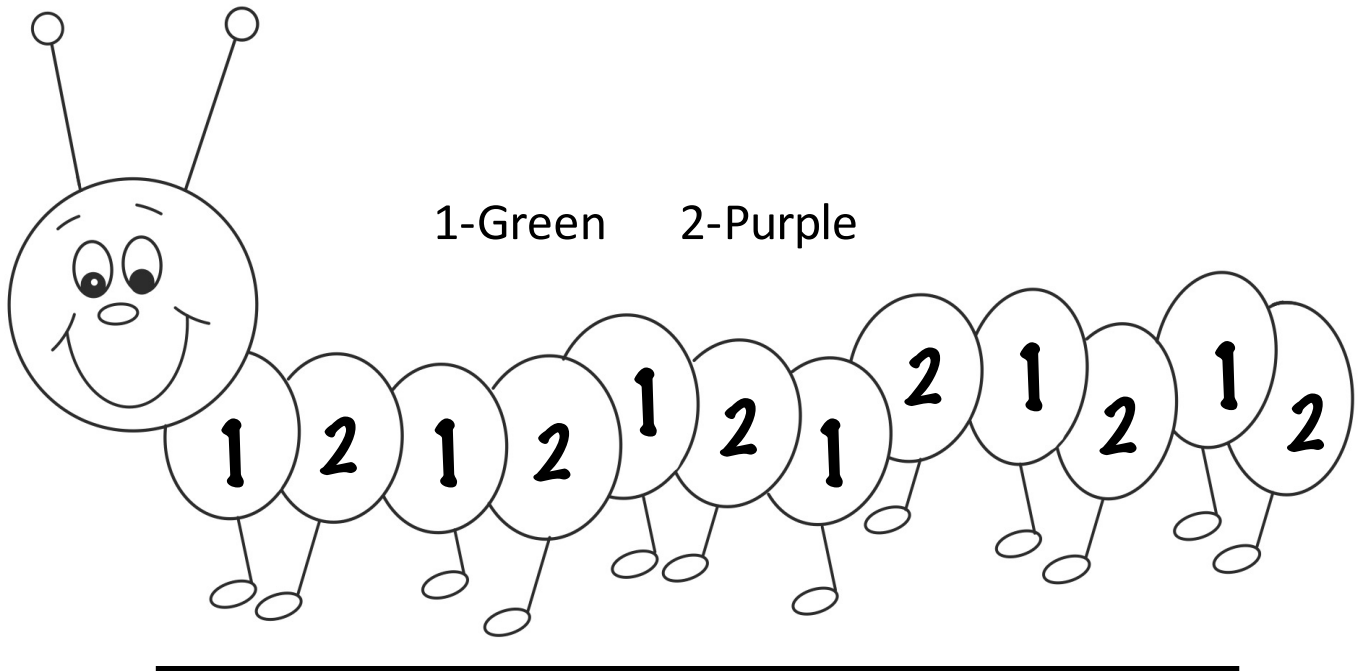
Please visit my blog at

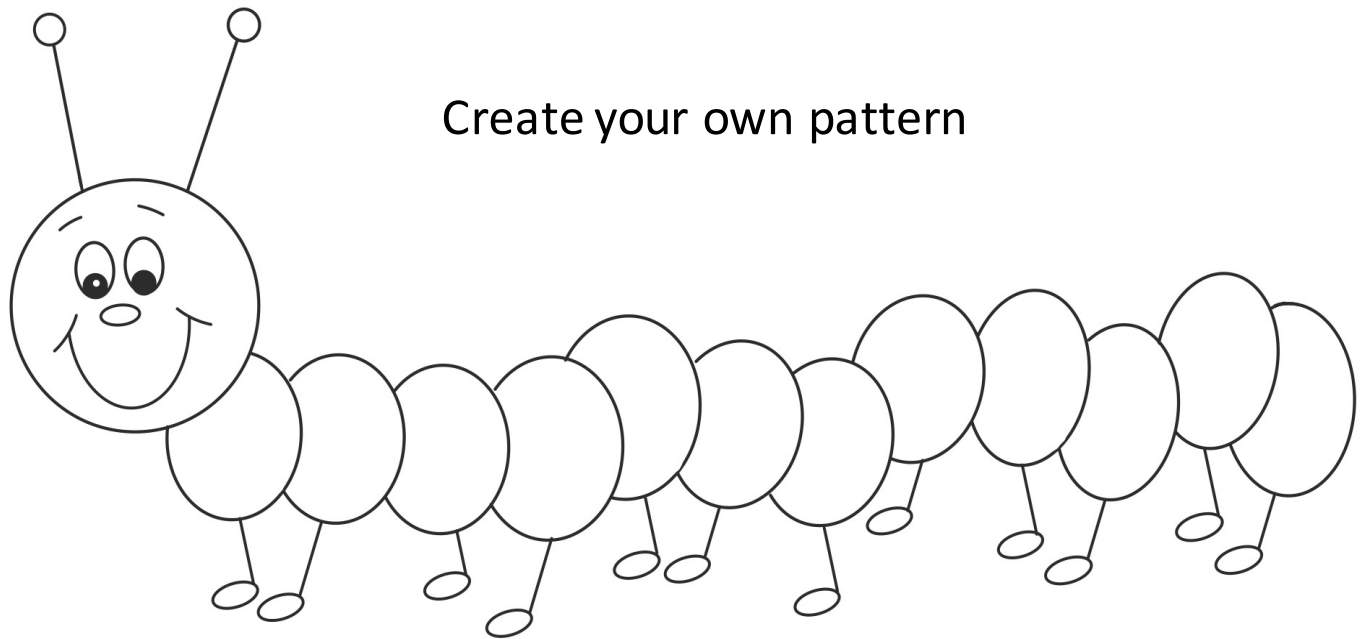
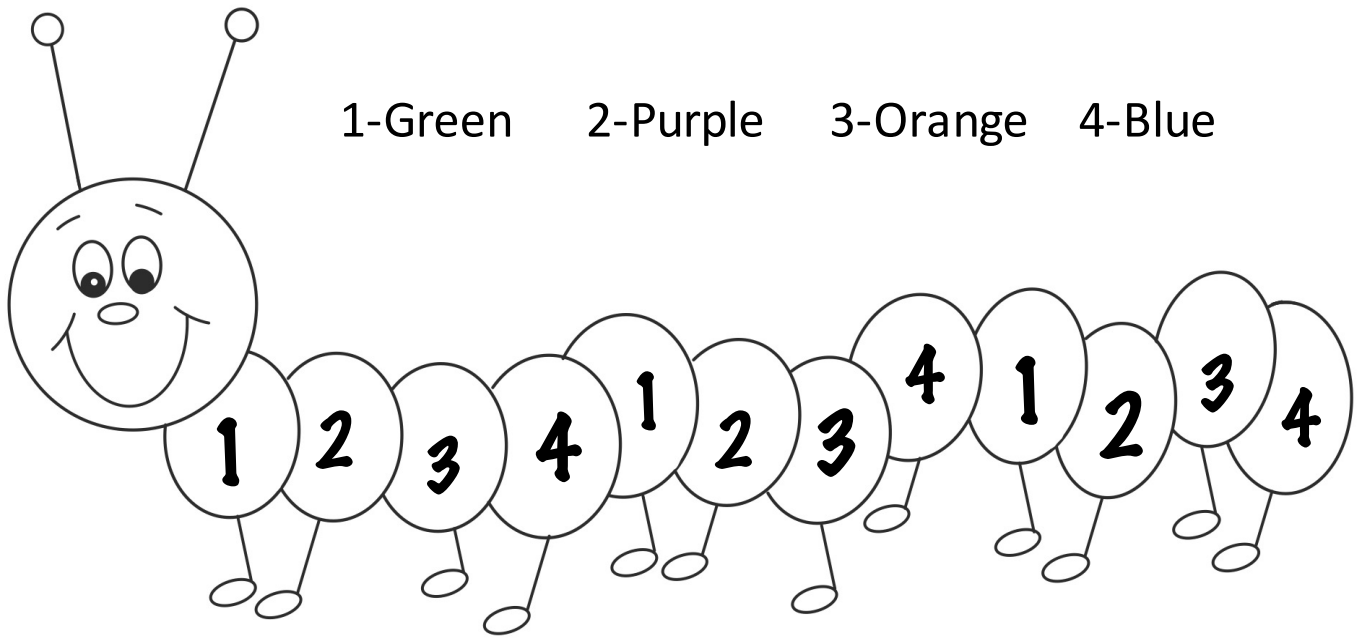
<http://missminorsmunchkins.blogspot.com>

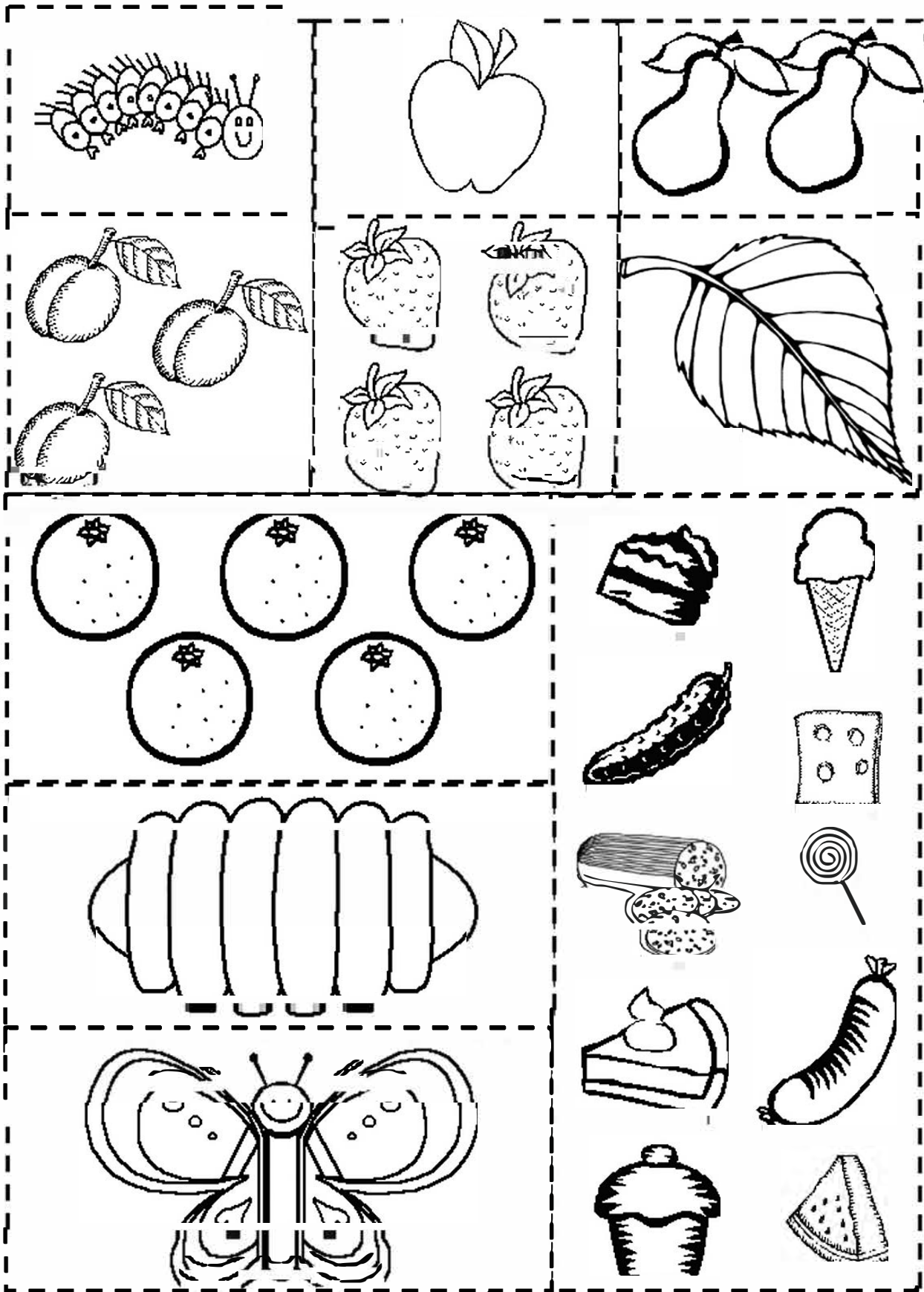
Name _____

Date _____

Instructions: You will practice creating patterns. Look for the color that goes with the number on the caterpillar, and see the pattern you create!







The Very Hungry Caterpillar sequencing cards