



This weekly calendar includes suggested learning and development activities that you can use to support your child. Activities are aligned to Ohio’s Early Learning and Development Standards. We have provided resources to support the extended learning and enrichment activities at home. Feel free to change or modify the activities as needed. Picture books will be available at all meal sites beginning on May 4, 2020.

When using online resources, such as YouTube and/or websites, please monitor your child to avoid distracted navigation. If you have access to the Internet, please set up an ‘ABC Mouse’ account as described on this page.

Theme for the Week: Animals  
 Letter of the Week:

**ABC Mouse (all subjects PK and K)**


<https://www.abcmouse.com/redeem>

**Step One:** Click Link ‘Redeem Code’ and enter code: SCHOOL6225

**Step Two:** Follow prompts to access ABC Mouse (you can also download the application once registered)

Time	Monday	Tuesday	Wednesday	Thursday	Friday
8:00	<p><b>Morning Warm-Up</b>            -Hello Greeting Song: <a href="https://www.youtube.com/watch?v=OsFV58Jps2k&amp;feature=youtu.be">https://www.youtube.com/watch?v=OsFV58Jps2k&amp;feature=youtu.be</a>            -Use this ‘Days of the Week’ song to review your daily schedule together : <a href="https://www.youtube.com/watch?v=oKqAbIcWFOA">https://www.youtube.com/watch?v=oKqAbIcWFOA</a></p>	<p><b>Morning Warm-Up</b>            -Hello Greeting Song: <a href="https://www.youtube.com/watch?v=OsFV58Jps2k&amp;feature=youtu.be">https://www.youtube.com/watch?v=OsFV58Jps2k&amp;feature=youtu.be</a>            -Use this ‘Days of the Week’ song to review your daily schedule together : <a href="https://www.youtube.com/watch?v=oKqAbIcWFOA">https://www.youtube.com/watch?v=oKqAbIcWFOA</a></p>	<p><b>Morning Warm-Up</b>            -Hello Greeting Song: <a href="https://www.youtube.com/watch?v=OsFV58Jps2k&amp;feature=youtu.be">https://www.youtube.com/watch?v=OsFV58Jps2k&amp;feature=youtu.be</a>            -Use this ‘Days of the Week’ song to review your daily schedule together : <a href="https://www.youtube.com/watch?v=oKqAbIcWFOA">https://www.youtube.com/watch?v=oKqAbIcWFOA</a></p>	<p><b>Morning Warm-Up</b>            -Hello Greeting Song: <a href="https://www.youtube.com/watch?v=OsFV58Jps2k&amp;feature=youtu.be">https://www.youtube.com/watch?v=OsFV58Jps2k&amp;feature=youtu.be</a>            -Use this ‘Days of the Week’ song to review your daily schedule together : <a href="https://www.youtube.com/watch?v=oKqAbIcWFOA">https://www.youtube.com/watch?v=oKqAbIcWFOA</a></p>	<p><b>Morning Warm-Up</b>            -Hello Greeting Song: <a href="https://www.youtube.com/watch?v=OsFV58Jps2k&amp;feature=youtu.be">https://www.youtube.com/watch?v=OsFV58Jps2k&amp;feature=youtu.be</a>            -Use this ‘Days of the Week’ song to review your daily schedule together : <a href="https://www.youtube.com/watch?v=oKqAbIcWFOA">https://www.youtube.com/watch?v=oKqAbIcWFOA</a></p>

Time	Monday	Tuesday	Wednesday	Thursday	Friday
<b>8:15</b>	<p><b>Reading</b></p> <p>1-Read/watch book: <i>Are you living?</i> <a href="https://youtu.be/RghAcHAgTqI">https://youtu.be/RghAcHAgTqI</a></p> <p>2-Ask/answer questions: -Identify things in the story that are living and non living How do you know if something is living or non living?</p> <p>3-Story Activity: Go on a living and nonliving hunt. Identify things that are living and non living and discuss how you know.</p>	<p><b>Reading</b></p> <p>1-Read/watch book: <i>The Tiny Seed</i> <a href="https://youtu.be/kZITrzoK4c">https://youtu.be/kZITrzoK4c</a></p> <p>2-Ask/answer questions: Name some of the places the seeds landed. What happened to some of the seeds? What did the seed turn into?</p> <p>-3-Story Activity: Create a flower using construction paper, markers, scissors and glue.</p>	<p><b>Reading</b></p> <p>1-Read/watch book: <i>Living or Nonliving?</i> <a href="https://youtu.be/BqxNren-utY">https://youtu.be/BqxNren-utY</a></p> <p>2-Ask/answer questions: How do you know something is living? How do you know something is non living?</p> <p>3-Story Activity: Draw 3 things that are non living and draw 3 things that are living.</p>	<p><b>Reading</b></p> <p>1-Read/watch book: <i>Living or Non living</i> <a href="https://youtu.be/TjwkFSFa0AI">https://youtu.be/TjwkFSFa0AI</a></p> <p>2-Ask/answer questions: How do you know something is living? How do you know something is non living? What do living things need to live?</p> <p>3-Story Activity: Complete Living or Nonliving sorting worksheet</p>	<p><b>Reading</b></p> <p>1-Read/watch book: <i>Do You Know Which One Will Grow?</i> <a href="https://youtu.be/1LcHBx4lwOc">https://youtu.be/1LcHBx4lwOc</a></p> <p>2-Ask/answer questions: As the story is read answer the questions.</p> <p>3-Story Activity: Go on a living and nonliving hunt. Identify things that are living and non living and discuss how you know.</p>




Time	Monday	Tuesday	Wednesday	Thursday	Friday
8:45	<p><b>Music/Movement</b></p> <p>1- Mr. Golden Sun <a href="https://youtu.be/hlZrEfyL2Y">https://youtu.be/hlZrEfyL2Y</a></p> <p>2-Chicka Chicka Boom Boom <a href="https://www.youtube.com/watch?v=9nKq4im4LD8">https://www.youtube.com/watch?v=9nKq4im4LD8</a></p> <p>3-Wash your hands <a href="https://youtu.be/T2r15C5HP7Q">https://youtu.be/T2r15C5HP7Q</a></p> <p>* If additional time permits, choose an optional activity from the <i>Movement &amp; Mindfulness Break Options</i> Menu</p>	<p><b>Music/Movement</b></p> <p>1- Exercise, Rhyme and Freeze <a href="https://youtu.be/cSPmGPlyyKU">https://youtu.be/cSPmGPlyyKU</a></p> <p>2-Living Thing Song <a href="https://youtu.be/tzN299RpJHA">https://youtu.be/tzN299RpJHA</a></p> <p>3-Wash your hands <a href="https://youtu.be/T2r15C5HP7Q">https://youtu.be/T2r15C5HP7Q</a></p> <p>* If additional time permits, choose an optional activity from the <i>Movement &amp; Mindfulness Break Options</i> Menu</p>	<p><b>Music/Movement</b></p> <p>1-Living Things Rock <a href="https://youtu.be/t5ALqJ_7k_Y">https://youtu.be/t5ALqJ_7k_Y</a></p> <p>2-Get your Body Movin <a href="https://www.youtube.com/watch?v=fpD9kRYBn8o">https://www.youtube.com/watch?v=fpD9kRYBn8o</a></p> <p>3-Wash your hands <a href="https://youtu.be/T2r15C5HP7Q">https://youtu.be/T2r15C5HP7Q</a></p> <p>* If additional time permits, choose an optional activity from the <i>Movement &amp; Mindfulness Break Options</i> Menu</p>	<p><b>Music/Movement</b></p> <p>1- Exercise, Rhyme and Freeze <a href="https://youtu.be/cSPmGPlyyKU">https://youtu.be/cSPmGPlyyKU</a></p> <p>2- Fly Like a Butterfly Yoga <a href="https://youtu.be/oYI0TPJOUgk">https://youtu.be/oYI0TPJOUgk</a></p> <p>3-Wash your hands <a href="https://youtu.be/T2r15C5HP7Q">https://youtu.be/T2r15C5HP7Q</a></p> <p>* If additional time permits, choose an optional activity from the <i>Movement &amp; Mindfulness Break Options</i> Menu</p>	<p><b>Music/Movement</b></p> <p>1-Repeat the Beat <a href="https://youtu.be/3Wn14UNgSaY">https://youtu.be/3Wn14UNgSaY</a></p> <p>2-Head, Shoulders, Knees and Toes <a href="https://www.youtube.com/watch?v=ZanHgPrl-IQ">https://www.youtube.com/watch?v=ZanHgPrl-IQ</a></p> <p>3-Wash your hands <a href="https://youtu.be/T2r15C5HP7Q">https://youtu.be/T2r15C5HP7Q</a></p> <p>* If additional time permits, choose an optional activity from the <i>Movement &amp; Mindfulness Break Options</i> Menu</p>
9:15	<p><b>Literacy/Writing</b></p> <p>1-Phonemic Awareness Activity: <a href="https://m.youtube.com/watch?v=4AqR11Ci_bY&amp;feature=youtu.be">https://m.youtube.com/watch?v=4AqR11Ci_bY&amp;feature=youtu.be</a></p> <p>2- Use printing practice journal to practice writing lowercase letters and first/last name. Provide a model as example if needed.</p> <p>3 - Have your child make the first letter in their last name with playdoh</p> <p>4 - Play <i>Rhyme Game</i> <a href="https://youtu.be/JHroOYO1IOo">https://youtu.be/JHroOYO1IOo</a></p> <p>5-Have fun making up rhyming words with your child.</p>	<p><b>Literacy/Writing</b></p> <p>1-Phonemic Awareness Activity: <a href="https://m.youtube.com/watch?v=4AqR11Ci_bY&amp;feature=youtu.be">https://m.youtube.com/watch?v=4AqR11Ci_bY&amp;feature=youtu.be</a></p> <p>2- Use Journal to practice writing letter upper and lowercase letters and first/last name. Provide a model/example if needed.</p> <p>3 - Have your child make the first letter in their last name with playdoh</p> <p>4 - Play <i>Rhyme Game</i> <a href="https://youtu.be/JHroOYO1IOo">https://youtu.be/JHroOYO1IOo</a></p> <p>5-Have fun making up rhyming words with your child.</p>	<p><b>Literacy/Writing</b></p> <p>1-Phonemic Awareness Activity: <a href="https://m.youtube.com/watch?v=4AqR11Ci_bY&amp;feature=youtu.be">https://m.youtube.com/watch?v=4AqR11Ci_bY&amp;feature=youtu.be</a></p> <p>2- Review ABC flash cards. Make note of any letters your child doesn't know so that you are able to practice them.</p> <p>3- Use printing practice journal to practice writing alphabet. Provide a model as needed.</p> <p>You may choose to use applications/online resources listed in the options.</p> <p>4 - Sing <i>Rhyming Word Rap</i> <a href="https://youtu.be/EuAigo6NSVM">https://youtu.be/EuAigo6NSVM</a> Make rhyming words.</p>	<p><b>Literacy/Writing</b></p> <p>1-Phonemic Awareness Activity: <a href="https://m.youtube.com/watch?v=4AqR11Ci_bY&amp;feature=youtu.be">https://m.youtube.com/watch?v=4AqR11Ci_bY&amp;feature=youtu.be</a></p> <p>2- Use printing practice journal to practice writing alphabet. Provide a model as needed. You may choose to use applications/online resources listed in the options.</p> <p>3 - Practice writing your first/last name with watercolor paint.</p> <p>4 - Play <i>Rhyme Game</i> <a href="https://youtu.be/JHroOYO1IOo">https://youtu.be/JHroOYO1IOo</a></p>	<p><b>Literacy/Writing</b></p> <p>1-Phonemic Awareness Activity: <a href="https://m.youtube.com/watch?v=4AqR11Ci_bY&amp;feature=youtu.be">https://m.youtube.com/watch?v=4AqR11Ci_bY&amp;feature=youtu.be</a></p> <p>2- Use printing practice journal to practice writing alphabet. Provide a model as needed. You may choose to use applications/online resources listed in the options.</p> <p>3 - Practice writing upper/lowercase letters with watercolor paint.</p> <p>4 - Sing <i>Rhyming Word Rap</i> <a href="https://youtu.be/EuAigo6NSVM">https://youtu.be/EuAigo6NSVM</a></p>

Time	Monday	Tuesday	Wednesday	Thursday	Friday
10:30	<p><b>Independent Choice</b> Choose from the following activities: -Outside Chalk <a href="https://whatmomslove.com/kids/sidewalk-chalk-ideas/">https://whatmomslove.com/kids/sidewalk-chalk-ideas/</a> -ABC Mouse (20 minutes) <a href="https://www.abcmouse.com/abt/homepage">https://www.abcmouse.com/abt/homepage</a> -Indoor Games <a href="https://www.pre-kpages.com/indoor-recess-games-and-activities-for-preschoolers/">https://www.pre-kpages.com/indoor-recess-games-and-activities-for-preschoolers/</a> -Large Motor Games <a href="https://handsonaswegrow.com/gross-motor-activities-preschoolers/">https://handsonaswegrow.com/gross-motor-activities-preschoolers/</a></p>	<p><b>Independent Choice</b> Choose from the following activities: -Outside Chalk <a href="https://whatmomslove.com/kids/sidewalk-chalk-ideas/">https://whatmomslove.com/kids/sidewalk-chalk-ideas/</a> -ABC Mouse (20 minutes) <a href="https://www.abcmouse.com/abt/homepage">https://www.abcmouse.com/abt/homepage</a> -Indoor Games <a href="https://www.pre-kpages.com/indoor-recess-games-and-activities-for-preschoolers/">https://www.pre-kpages.com/indoor-recess-games-and-activities-for-preschoolers/</a> -Large Motor Games <a href="https://handsonaswegrow.com/gross-motor-activities-preschoolers/">https://handsonaswegrow.com/gross-motor-activities-preschoolers/</a></p>	<p><b>Independent Choice</b> Choose from the following activities: -Outside Chalk <a href="https://whatmomslove.com/kids/sidewalk-chalk-ideas/">https://whatmomslove.com/kids/sidewalk-chalk-ideas/</a> -ABC Mouse (20 minutes) <a href="https://www.abcmouse.com/abt/homepage">https://www.abcmouse.com/abt/homepage</a> -Indoor Games <a href="https://www.pre-kpages.com/indoor-recess-games-and-activities-for-preschoolers/">https://www.pre-kpages.com/indoor-recess-games-and-activities-for-preschoolers/</a> -Large Motor Games <a href="https://handsonaswegrow.com/gross-motor-activities-preschoolers/">https://handsonaswegrow.com/gross-motor-activities-preschoolers/</a></p>	<p><b>Independent Choice</b> Choose from the following activities: -Outside Chalk <a href="https://whatmomslove.com/kids/sidewalk-chalk-ideas/">https://whatmomslove.com/kids/sidewalk-chalk-ideas/</a> -ABC Mouse (20 minutes) <a href="https://www.abcmouse.com/abt/homepage">https://www.abcmouse.com/abt/homepage</a> -Indoor Games <a href="https://www.pre-kpages.com/indoor-recess-games-and-activities-for-preschoolers/">https://www.pre-kpages.com/indoor-recess-games-and-activities-for-preschoolers/</a> -Large Motor Games <a href="https://handsonaswegrow.com/gross-motor-activities-preschoolers/">https://handsonaswegrow.com/gross-motor-activities-preschoolers/</a></p>	<p><b>Independent Choice</b> Choose from the following activities: -Outside Chalk <a href="https://whatmomslove.com/kids/sidewalk-chalk-ideas/">https://whatmomslove.com/kids/sidewalk-chalk-ideas/</a> -ABC Mouse (20 minutes) <a href="https://www.abcmouse.com/abt/homepage">https://www.abcmouse.com/abt/homepage</a> -Indoor Games <a href="https://www.pre-kpages.com/indoor-recess-games-and-activities-for-preschoolers/">https://www.pre-kpages.com/indoor-recess-games-and-activities-for-preschoolers/</a> -Large Motor Games <a href="https://handsonaswegrow.com/gross-motor-activities-preschoolers/">https://handsonaswegrow.com/gross-motor-activities-preschoolers/</a></p>
11:15	<p><b>Lunch/Rest</b> Engage in meaningful conversations that encourage oral language development and speaking <a href="https://sleepingshouldbeeasy.com/conversation-starters-for-kids/">https://sleepingshouldbeeasy.com/conversation-starters-for-kids/</a></p>	<p><b>Lunch/Rest</b> Interactive Phonics Journal Engage in meaningful conversations that encourage oral language development and speaking <a href="https://sleepingshouldbeeasy.com/conversation-starters-for-kids/">https://sleepingshouldbeeasy.com/conversation-starters-for-kids/</a></p>	<p><b>Lunch/Rest</b> Interactive Phonics Journal Engage in meaningful conversations that encourage oral language development and speaking <a href="https://sleepingshouldbeeasy.com/conversation-starters-for-kids/">https://sleepingshouldbeeasy.com/conversation-starters-for-kids/</a></p>	<p><b>Lunch/Rest</b> Interactive Phonics Journal Engage in meaningful conversations that encourage oral language development and speaking <a href="https://sleepingshouldbeeasy.com/conversation-starters-for-kids/">https://sleepingshouldbeeasy.com/conversation-starters-for-kids/</a></p>	<p><b>Lunch/Rest</b> Interactive Phonics Journal Engage in meaningful conversations that encourage oral language development and speaking <a href="https://sleepingshouldbeeasy.com/conversation-starters-for-kids/">https://sleepingshouldbeeasy.com/conversation-starters-for-kids/</a></p>

Time	Monday	Tuesday	Wednesday	Thursday	Friday
12:30	<p><b>Math Activities</b></p> <p>1-Captain Invisible and the 3D shapes <a href="https://youtu.be/uJYxsVWg2w">https://youtu.be/uJYxsVWg2w</a></p> <p>2- Practice drawing 3D shapes (ie: Cube, Pyramid, Sphere, Cone) <a href="https://youtu.be/3Wn14UNgSaY">https://youtu.be/3Wn14UNgSaY</a></p> <p>3-Printing Practice-Numbers (use journal)</p>	<p><b>Math Activity</b></p> <p>1- Storybots Shaoes <a href="https://youtu.be/IGHo63pPDBc">https://youtu.be/IGHo63pPDBc</a></p> <p>2- Go on as shape hunt. Try to find 3D shapes and regular shapes.</p> <p>3-Printing Practice-Numbers (use journal)</p>	<p><b>Math Activity</b></p> <p>1- Mouse Count <a href="https://youtu.be/uNH6i7239FI">https://youtu.be/uNH6i7239FI</a></p> <p>2- Use number flashcards and identify the numbers as they are shown. Use the playdoh to make the numbers shown.</p> <p>3-Printing Practice-Numbers (use journal)</p>	<p><b>Math Activity</b></p> <p>1- Numbers Help Me Count <a href="https://youtu.be/_RSZRSAgIGU">https://youtu.be/_RSZRSAgIGU</a></p> <p>2 – Practice counting objects around your home or neighborhood. Try to find 10 or 20 of the same object ( i.e: forks, shoes, trucks, rocks, Legos, dolls, sticks, etc.)</p> <p>3-Printing Practice-Numbers (use journal)</p>	<p><b>Math Activity</b></p> <p>1- Play the Name the Shape Game <a href="https://youtu.be/svrkthG2950">https://youtu.be/svrkthG2950</a></p> <p>2- Use your watercolor paint to paint the shapes you saw in the story.</p> <p>3-Printing Practice-Numbers (use journal)</p>
1:30	<p><b>Art &amp; Science Activity</b></p> <p>- Select an activity from the <i>Art &amp; Sensory Choice Board</i> worksheet. Color the square when you have completed the activity.</p>	<p><b>Art &amp; Science Activity</b></p> <p>-Select an activity from the <i>Art &amp; Sensory Choice Board</i> worksheet. Color the square when you have completed the activity.</p>	<p><b>Art &amp; Science Activity</b></p> <p>-Choose and complete a craft using your name <a href="https://www.scholastic.com/teachers/articles/teaching-content/craft-project-nameplate-mosaics/">https://www.scholastic.com/teachers/articles/teaching-content/craft-project-nameplate-mosaics/</a></p>	<p><b>Art &amp; Science Activity</b></p> <p>-Select an activity from the <i>Art &amp; Sensory Choice Board</i> worksheet. Color the square when you have completed the activity.</p>	<p><b>Art &amp; Science Activity</b></p> <p>Use craft dough to make/build letters in your child's name <a href="https://ourpotluckfamily.com/name-activities/">https://ourpotluckfamily.com/name-activities/</a></p>
2:30	<p><b>Daily Wrap Up</b></p> <p>Discuss the activities from the day. Review what has been learned and created.</p>	<p><b>Daily Wrap Up</b></p> <p>Discuss the activities from the day. Review what has been learned and created.</p>	<p><b>Daily Wrap Up</b></p> <p>Discuss the activities from the day. Review what has been learned and created.</p>	<p><b>Daily Wrap Up</b></p> <p>Discuss the activities from the day. Review what has been learned and created.</p>	<p><b>Daily Wrap Up</b></p> <p>Discuss the activities from the day. Review what has been learned and created.</p>



# Family and Student Supports:

<p>Please refer to parent/family notes in each weekly activity calendar. We encourage you to work with your child to support him/her in completing the activities described. Please feel free to use your judgment to make any necessary modifications to the activities outlined in this plan. We look forward to connecting if you need assistance. Feel free to reach out directly to your child's teacher/school if you have any questions.</p>	<p><b>Student Learning Kits (to be distributed during the week of April 14, 2020)</b></p> <table border="1"><tr><td data-bbox="264 840 763 1290"><p><u>Transition Backpack:</u></p><ul style="list-style-type: none"><li>-Foam Letters</li><li>-Links</li><li>-Scissors</li><li>-Activity Calendar</li><li>-Number Cards</li><li>-Journal</li><li>-Glue</li><li>-Crayons</li><li>-Question Card Ring</li><li>-Pencils with Grip</li><li>-Sidewalk Chalk</li></ul></td><td data-bbox="264 32 763 840"><p><u>Other Supplies:</u></p><ul style="list-style-type: none"><li>-Construction Paper Pack</li><li>-Washable Watercolor Paint</li><li>-Printing Letters Journal</li><li>-Printing Numbers Journal</li><li>-My Feelings Journal</li><li>-White Paper</li><li>-Scissors</li><li>-Book</li></ul></td></tr></table> 	<p><u>Transition Backpack:</u></p> <ul style="list-style-type: none"><li>-Foam Letters</li><li>-Links</li><li>-Scissors</li><li>-Activity Calendar</li><li>-Number Cards</li><li>-Journal</li><li>-Glue</li><li>-Crayons</li><li>-Question Card Ring</li><li>-Pencils with Grip</li><li>-Sidewalk Chalk</li></ul>	<p><u>Other Supplies:</u></p> <ul style="list-style-type: none"><li>-Construction Paper Pack</li><li>-Washable Watercolor Paint</li><li>-Printing Letters Journal</li><li>-Printing Numbers Journal</li><li>-My Feelings Journal</li><li>-White Paper</li><li>-Scissors</li><li>-Book</li></ul>
<p><u>Transition Backpack:</u></p> <ul style="list-style-type: none"><li>-Foam Letters</li><li>-Links</li><li>-Scissors</li><li>-Activity Calendar</li><li>-Number Cards</li><li>-Journal</li><li>-Glue</li><li>-Crayons</li><li>-Question Card Ring</li><li>-Pencils with Grip</li><li>-Sidewalk Chalk</li></ul>	<p><u>Other Supplies:</u></p> <ul style="list-style-type: none"><li>-Construction Paper Pack</li><li>-Washable Watercolor Paint</li><li>-Printing Letters Journal</li><li>-Printing Numbers Journal</li><li>-My Feelings Journal</li><li>-White Paper</li><li>-Scissors</li><li>-Book</li></ul>		






# Additional Student Supports:

<p><b>Individual Supports</b></p>	<p>Please reference the “Helping Your Child at Home in Reading” and “Helping Your Child at Home in Math” documents shared as well as the <i>Individual Supports</i> packet of information for additional access to individual student supports as needed.</p>
<p><b>English Language Learners</b></p>	<p>Please reference the <i>Academic Enrichment Packet for English Language Learners</i> to access additional student supports as needed.</p>
<p><b>Enrichment</b></p>	<p>Please refer to the <i>Academic Enrichment Packet for Gifted and Talented Students</i> to access additional student supports as needed.</p>



*Please reach out to your child's school if you have any questions or need assistance with login information.*

# Online Learning and Additional Resources:

Websites and Applications to Supplement Learning Online for Preschool	
<p><b>ABC Mouse</b> (all subjects PK and K)  <a href="https://www.abcmouse.com/redeem">https://www.abcmouse.com/redeem</a>  <b>Step One:</b> Click Link 'Redeem Code' and enter code: SCHOOL6225  <b>Step Two:</b> Follow prompts to access ABC Mouse</p>	 <p><b>ABCYA</b>            Fun, interactive learning games and activities for preschool  <a href="https://www.abcya.com/">https://www.abcya.com/</a></p> 
<p><b>Scholastic Learn at Home</b>            Access to books and read alouds along with literacy lessons to use at home.  <a href="http://www.scholastic.com/learnathome">http://www.scholastic.com/learnathome</a>            Username: Learning20            Password: Clifford</p>	<p><b>Switchzoo</b>            Interactive animal games for kids  <a href="https://www.switchzoo.com/">https://www.switchzoo.com/</a></p> 
<p><b>National Geographic Kids</b>            Online, interactive learning resources for kids  <a href="https://kids.nationalgeographic.com/">https://kids.nationalgeographic.com/</a></p>	<p><b>Storynory Kids Learning Games</b>  <a href="https://www.storynory.com/">https://www.storynory.com/</a></p>
<p><b>Epic</b>            Free, read aloud picture books  <a href="https://www.getepic.com/">https://www.getepic.com/</a></p>	<p><b>Virtual Piano Online</b>  <a href="https://www.onlinepianist.com/virtual-piano">https://www.onlinepianist.com/virtual-piano</a></p>
<p><b>Play to Learn Preschool</b>            Fun lessons, songs and activities  <a href="https://www.facebook.com/PlayToLearnPS/">https://www.facebook.com/PlayToLearnPS/</a></p>	<p><b>Funbrain Jr.</b>            Online learning games for preschool  <a href="http://www.funbrainjr.com/">http://www.funbrainjr.com/</a></p> 
<p><b>Sesame Street</b>            Interactive Learning Activities  <a href="https://www.sesamestreet.org/?gclid=CiwKCAjwsMzzBRACEiwAx4ILGxNX3QRuRQ9TiOc_Dm3ean6DpxODJcSKeo2YKQlfnwNXLgpgAVW6xoCNFUQAyD_BWE">https://www.sesamestreet.org/?gclid=CiwKCAjwsMzzBRACEiwAx4ILGxNX3QRuRQ9TiOc_Dm3ean6DpxODJcSKeo2YKQlfnwNXLgpgAVW6xoCNFUQAyD_BWE</a></p>	<p><b>PBSKids</b>            Online learning resources, activities and games for preschool  <a href="https://pbskids.org/">https://pbskids.org/</a></p> 

# Movement & Mindfulness Break Options:

Outside Play Activities	Playground Visit
Go Noodle <a href="https://family.gonoodle.com/">https://family.gonoodle.com/</a>	Go for a Run or Walk (with an adult)
The OT Toolbox <a href="https://www.theottoolbox.com/best-brain-breaks-videos-on-youtube/">https://www.theottoolbox.com/best-brain-breaks-videos-on-youtube/</a>	Fluency and Fitness (free for 3 wks) <a href="https://fluencyandfitness.com/">https://fluencyandfitness.com/</a>
Mind Yeti <a href="https://www.mindyeti.com">https://www.mindyeti.com</a>	Positive Psychology <a href="https://positivepsychology.com/mindfulness-for-children-kids-activities/">https://positivepsychology.com/mindfulness-for-children-kids-activities/</a>
Calm (app available also) <a href="https://www.calm.com/schools">https://www.calm.com/schools</a>	Teach, Train, Love <a href="http://teachtrainlove.com/20-brain-break-clips-fight-the-fidgeting/">http://teachtrainlove.com/20-brain-break-clips-fight-the-fidgeting/</a>

## Social Emotional Development Resources:

Social and Emotional Foundations for Early Learning:  
<http://csefel.vanderbilt.edu/resources/family.html>

A Parent Guide to Supporting Your Child's Social and Emotional Development at Home:  
[https://static.virtuallabschool.org/atmt/social/FC.Social\\_3.PreschoolDev\\_A1.NYCParentGuideSoc-Emotional.pdf](https://static.virtuallabschool.org/atmt/social/FC.Social_3.PreschoolDev_A1.NYCParentGuideSoc-Emotional.pdf)



# ART & SENSORY CHOICE BOARD

**PICK A SQUARE, DO THE ACTIVITY, AND COLOR THE SQUARE!**

<p><b>Blowing Paint</b> Water down some paint in cups. Drip the paint on the paper and blow it with a straw.</p>	<p><b>Noodle Sensory Bin</b> Place dry noodles in a sensory bin. Add measuring cups, tongs, and bowls to the tub.</p>	<p><b>Cereal Necklace</b> Make a necklace with cereal then eat it as a snack.</p>	<p><b>Cutting Bin</b> Make a cutting bin. Place strips of paper and ribbon in the bin and let them cut it up into tiny pieces.</p>	<p><b>Cutting Collage</b> Make a collage with the tiny pieces from the cutting bin.</p>
<p><b>Play Dough Cookies</b> Make pretend cookies with play dough. Put out a rolling pin, cookie cutters, and scissors.</p>	<p><b>Finger-Paint</b> Place the paper on a tray or in a tub to contain the mess.</p>	<p><b>Make Oobleck</b> Mix together one-part water and two-parts corn starch.</p>	<p><b>Block Zoo</b> Build a zoo with blocks for your animals.</p>	<p><b>Car or Doll Wash</b> Place water and soap in a plastic tub or bathtub. Add soap, sponges, and toothbrushes.</p>
<p><b>Homemade Watercolors</b> Place a marker in a cup of water. Paint with the watercolors.</p>	<p><b>Giant Self-Portrait</b> Get a big piece of paper or tape smaller papers together. Trace the child on the paper and color.</p>		<p><b>Bead or Straw Towers</b> Place spaghetti noodles or skewers in play dough. Place the beads or cut up straws on the noodles.</p>	<p><b>Foil Art</b> Paint or draw with sharpies on foil.</p>
<p><b>Frozen Paint</b> Put paint in a ice cube tray with a stick in each cube. Once it's frozen, get it out and paint with it on paper.</p>	<p><b>Sensory Bin</b> Make bean or cereal sensory bin. Place dry beans or cereal in a tub with vehicles or animals. Add bowls and tongs.</p>	<p><b>Monster Sculptures</b> Make monster sculptures with play dough. Add eyes, arms, and legs.</p>	<p><b>Sensory Bottle</b> Fill a plastic bottle half way with water and add a few drops of red food coloring. Fill to the top with vegetable oil. Tape the lid on.</p>	<p><b>Mask Paper Plate</b> Cut holes for the eyes and mouth. Decorate with paint, markers, stickers, or paper.</p>
<p><b>Sensory Bag</b> Put paint or hair gel in the bag with food coloring. Add glitter (optional). Zip it close. Tape it closed.</p>	<p><b>Paint with Kitchen Tools</b> Paint with forks, mashers, whisk, spatulas, or other fun tool you have.</p>	<p><b>Shaving Cream Art</b> Draw in shaving cream or whip cream. Place it in a plastic tub, tray, or do it in the bathtub.</p>	<p><b>Bracelets</b> String beads or cut up straws on pipe cleaners or string.</p>	<p><b>Block City</b> Build a city with blocks. Make houses, stores, and other places you like to visit.</p>

All living things must get energy from their environment, show movement, breathe, remove waste, grow, react to the environment, and reproduce.

**Examples:** Human Being = Living Thing Chair = Non-Living Thing

**Directions:** Cut out the pictures at the bottom and organize them below.

Living Things			Non-Living Things		
