



This weekly calendar includes suggested learning and development activities that you can use to support your child. Activities are aligned to Ohio’s Early Learning and Development Standards. We have provided resources to support the extended learning and enrichment activities at home. Feel free to change or modify the activities as needed. Please be sure to pick up your books from one of the meal sites. All PK-12 students will receive one Scholastic book as well as choose another book from the Cleveland Book Bank books.

When using online resources, such as YouTube and/or websites, please monitor your child to avoid distracted navigation. If you have access to the Internet, please set up an ‘ABC Mouse’ account as described on this page.

Theme for the Week: “Changes”
 Letter of the Week: Review all letters

ABC Mouse (all subjects PK and K)
<https://www.abcmouse.com/redeem>

Step One: Click Link ‘Redeem Code’ and enter code: SCHOOL6225
Step Two: Follow prompts to access ABC Mouse (you can also download the application once registered)

Time	Monday	Tuesday	Wednesday	Thursday	Friday
8:00	<p>Morning Warm-Up -Hello Greeting Song: https://www.youtube.com/watch?v=OsFV58Jps2k&feature=youtu.be -Use this ‘Days of the Week’ song to review your daily schedule together : https://www.youtube.com/watch?v=oKgAbIcWFOA</p>	<p>Morning Warm-Up -Hello Greeting Song: https://www.youtube.com/watch?v=OsFV58Jps2k&feature=youtu.be -Use this ‘Days of the Week’ song to review your daily schedule together : https://www.youtube.com/watch?v=oKgAbIcWFOA</p>	<p>Morning Warm-Up -Hello Greeting Song: https://www.youtube.com/watch?v=OsFV58Jps2k&feature=youtu.be -Use this ‘Days of the Week’ song to review your daily schedule together : https://www.youtube.com/watch?v=oKgAbIcWFOA</p>	<p>Morning Warm-Up -Hello Greeting Song: https://www.youtube.com/watch?v=OsFV58Jps2k&feature=youtu.be -Use this ‘Days of the Week’ song to review your daily schedule together : https://www.youtube.com/watch?v=oKgAbIcWFOA</p>	<p>Morning Warm-Up -Hello Greeting Song: https://www.youtube.com/watch?v=OsFV58Jps2k&feature=youtu.be -Use this ‘Days of the Week’ song to review your daily schedule together : https://www.youtube.com/watch?v=oKgAbIcWFOA</p>

Preschool Week 7

Time	Monday	Tuesday	Wednesday	Thursday	Friday
8:15	<p>Reading</p> <p>1-Read/watch book: <i>Bears and Their Cubs</i> https://youtu.be/7IdlLxRTiIU</p> <p>2-Ask/answer questions: What is the name of a baby bear? What is the name of a bear home? What do bears like to eat?</p> <p>3-Story Activity: Use playdoh to create your own bear den OR use chairs and blankets to create a life size bear den.</p>	<p>Reading</p> <p>1-Read/watch book: <i>From Catapillar to a Butterfly</i> https://youtu.be/ltvNJ6Y98</p> <p>2-Ask/answer questions: -What is the name of the home where catapillars live? What do catapillars eat? What do catapillars turn in to?</p> <p>3-Story Activity: Create a balancing butterfly https://bit.ly/2Y7whAw</p>	<p>Reading</p> <p>1-Read/watch book: <i>Cows</i></p> <p>2-Ask/answer questions: Where do cows live? What do cows make that we can drink? What do cows eat? What is the name of a baby cow?</p> <p>3-Story Activity: Create a cow mask with construction paper https://bit.ly/2Wmgwhc</p>	<p>Reading</p> <p>1-Read/watch book: <i>Dogs</i> https://youtu.be/IQJWKkvsU4k</p> <p>2-Ask/answer questions: What is the name of a baby dog? What is the name of an animal that makes milk for its babies? Who are the cousins of dogs?</p> <p>3-Story Activity: Draw your favorite part of the story. How to Draw a Dog https://youtu.be/bVBW7kQShCg</p>	<p>Reading</p> <p>1-Read/watch book: <i>I Used to Be the Baby</i> https://youtu.be/GR-dXi3jggM</p> <p>2-Ask/answer questions: What did the big brother do in the story with his baby brother?</p> <p>3-Story Activity: Find baby pictures of you or family members and put them in order from youngest to oldest.</p>




Time	Monday	Tuesday	Wednesday	Thursday	Friday
8:45	<p>Music/Movement</p> <p>1-Can't Stop the Feeling https://www.youtube.com/watch?v=KhfkYzUwYfk</p> <p>2- Move with Me https://www.youtube.com/watch?v=JoF_d5sgGgc</p> <p>*If additional time permits, choose an optional activity from the <i>Movement & Mindfulness Break Options Menu</i></p>	<p>Music/Movement</p> <p>1-Tooty Ta https://www.youtube.com/watch?v=MwoTsWlZ60I</p> <p>2-The Hokey Pokey https://www.youtube.com/watch?v=aVAnoqxKAAc</p> <p>3-Chicken Dance https://www.youtube.com/watch?v=nbp1z32idrc</p> <p>* If additional time permits, choose an optional activity from the <i>Movement & Mindfulness Break Options Menu</i></p>	<p>Music/Movement</p> <p>1-Move and Freeze https://www.youtube.com/watch?v=388Q44ReOWE</p> <p>2-If you are Happy and You Know It https://www.youtube.com/watch?v=M6LoRzshMSS</p> <p>* If additional time permits, choose an optional activity from the <i>Movement & Mindfulness Break Options Menu</i></p>	<p>Music/Movement</p> <p>1-Jump Up Jump Down https://www.youtube.com/watch?v=388Q44ReOWE</p> <p>2-Head, Shoulder, Knees and Toes https://www.youtube.com/watch?v=hD32I2Chb7U</p> <p>3-Get your Body Movin https://www.youtube.com/watch?v=fpD9kRvBn8o</p> <p>*If additional time permits, choose an optional activity from the <i>Movement & Mindfulness Break Options Menu</i></p>	<p>Music/Movement</p> <p>1-Shake Your Sillyies Out https://www.youtube.com/watch?v=MwoTsWlZ60I2-Head, Shoulders, Knees and Toes</p> <p>https://www.youtube.com/watch?v=ZanHgPprl-Q</p> <p>3-Chicka Chicka Boom Boom https://www.youtube.com/watch?v=9nKq4jm4LD8</p> <p>* If additional time permits, choose an optional activity from the <i>Movement & Mindfulness Break Options Menu</i></p>
9:15	<p>Literacy/Writing</p> <p>1-Phonemic Awareness Activity: https://youtu.be/mu0qTivOhIQ</p> <p>2- Use printing practice journal to practice writing alphabet. Provide a model as needed. You may choose to use applications/online resources listed in the options.</p> <p>3 - Sing: Do You Know Your Alphabet https://youtu.be/IDoGSKaRdVc</p>	<p>Literacy/Writing</p> <p>1-Phonemic Awareness Activity: https://youtu.be/BBgwgF05jss</p> <p>2- Use printing practice journal to practice writing alphabet. Provide a model as needed. You may choose to use applications/online resources listed in the options.</p> <p>3 - Select a name and letter recognition activity: https://bit.ly/2YmAniF</p>	<p>Literacy/Writing</p> <p>1-Phonemic Awareness Activity: https://youtu.be/MX_JhIq6aY</p> <p>2-Use printing practice journal to practice writing alphabet. Provide a model as needed. You may choose to use applications/online resources listed in the options.</p> <p>3 - Select a name and letter recognition activity: https://bit.ly/2YmAniF</p>	<p>Literacy/Writing</p> <p>1-Phonemic Awareness Activity: https://youtu.be/AS21HYR8d8A</p> <p>2- Use printing practice journal to practice writing alphabet. Provide a model as needed. You may choose to use applications/online resources listed in the options.</p> <p>3 - Complete a name writing activity: https://fun-a-day.com/names-in-preschool/</p>	<p>Literacy/Writing</p> <p>1-Phonemic Awareness Activity: https://youtu.be/c9t9rIoxMGI</p> <p>2- Use printing practice journal to practice writing alphabet. Provide a model as needed. You may choose to use applications/online resources listed in the options.</p> <p>Complete a name writing activity: https://fun-a-day.com/names-in-preschool/</p>

Time	Monday	Tuesday	Wednesday	Thursday	Friday
10:30	<p>Independent Choice Choose from the following activities: -Outside Chalk https://whatmomslove.com/kids/sidewalk-chalk-ideas/ -ABC Mouse (20 minutes) https://www.abcmouse.com/abt/homepage -Indoor Games https://www.pre-kpages.com/indoor-recess-games-and-activities-for-preschoolers/ -Large Motor Games https://handsonaswegrow.com/gross-motor-activities-preschoolers/</p>	<p>Independent Choice Choose from the following activities: -Outside Chalk https://whatmomslove.com/kids/sidewalk-chalk-ideas/ -ABC Mouse (20 minutes) https://www.abcmouse.com/abt/homepage -Indoor Games https://www.pre-kpages.com/indoor-recess-games-and-activities-for-preschoolers/ -Large Motor Games https://handsonaswegrow.com/gross-motor-activities-preschoolers/</p>	<p>Independent Choice Choose from the following activities: -Outside Chalk https://whatmomslove.com/kids/sidewalk-chalk-ideas/ -ABC Mouse (20 minutes) https://www.abcmouse.com/abt/homepage -Indoor Games https://www.pre-kpages.com/indoor-recess-games-and-activities-for-preschoolers/ -Large Motor Games https://handsonaswegrow.com/gross-motor-activities-preschoolers/</p>	<p>Independent Choice Choose from the following activities: -Outside Chalk https://whatmomslove.com/kids/sidewalk-chalk-ideas/ -ABC Mouse (20 minutes) https://www.abcmouse.com/abt/homepage -Indoor Games https://www.pre-kpages.com/indoor-recess-games-and-activities-for-preschoolers/ -Large Motor Games https://handsonaswegrow.com/gross-motor-activities-preschoolers/</p>	<p>Independent Choice Choose from the following activities: -Outside Chalk https://whatmomslove.com/kids/sidewalk-chalk-ideas/ -ABC Mouse (20 minutes) https://www.abcmouse.com/abt/homepage -Indoor Games https://www.pre-kpages.com/indoor-recess-games-and-activities-for-preschoolers/ -Large Motor Games https://handsonaswegrow.com/gross-motor-activities-preschoolers/</p>
11:15	<p>Lunch/Rest Engage in meaningful conversations that encourage oral language development and speaking https://sleepingshouldbeeasy.com/conversation-starters-for-kids/</p>	<p>Lunch/Rest Interactive Phonics Journal Engage in meaningful conversations that encourage oral language development and speaking https://sleepingshouldbeeasy.com/conversation-starters-for-kids/</p>	<p>Lunch/Rest Interactive Phonics Journal Engage in meaningful conversations that encourage oral language development and speaking https://sleepingshouldbeeasy.com/conversation-starters-for-kids/</p>	<p>Lunch/Rest Interactive Phonics Journal Engage in meaningful conversations that encourage oral language development and speaking https://sleepingshouldbeeasy.com/conversation-starters-for-kids/</p>	<p>Lunch/Rest Interactive Phonics Journal Engage in meaningful conversations that encourage oral language development and speaking https://sleepingshouldbeeasy.com/conversation-starters-for-kids/</p>

Time	Monday	Tuesday	Wednesday	Thursday	Friday
12:30	<p>Math Activities</p> <p>1- Shape Spotters Book https://www.youtube.com/watch?v=ZAqSjJsdmsA</p> <p>2-Locate shapes in your home or outside.</p>	<p>Math Activity</p> <p>1- The Crayon Counting Book: https://www.youtube.com/watch?v=ZBDCnUV9QZA</p> <p>2- Count how many cups, plates, forks, knives, and spoons are in the kitchen.</p>	<p>Math Activity</p> <p>1-- Complete Spring Counting Activity Packet</p> <p>3- Go on a walk and count how many flowers, birds, people, trees, animals you see</p>	<p>Math Activity</p> <p>1- Have child name and identify numbers 1-10</p> <p>2--Printing Practice (1-10) Numbers (use journal)</p>	<p>Math Activity</p> <p>1-Spring Flower Math Activity https://www.notimeforflashcards.com/2010/07/flower-math-activity.html</p> <p>2-Printing Practice- Numbers (use journal)</p>
1:30	<p>Art & Science Activity</p> <p>1- Living/Non-Living Video https://www.youtube.com/watch?v=Gv60BgCnIG4</p> <p>2- Go on a walk outside and list the living and non-living things you see</p>	<p>Art & Science Activity</p> <p>1-Have students complete the activity: Look at a baby photo of child and discuss the following:</p> <p>“When I was a baby I..., Now, I ... (When I was a baby I crawled, Now I walk, When I was a baby my mom fed me, Now I use a fork)</p> <p>2- Have child name and draw pictures of how they have changed this year, or since they were a baby.</p>	<p>Art & Science Activity</p> <p>1- When I Grow Up Book: https://www.youtube.com/watch?v=IV9ERA-17Y4</p> <p>2-When I Grow Up Activity: http://www.pinkstripesocks.com/2016/02/fortune-teller-fun-with-preschoolers.html</p>	<p>Art & Science Activity</p> <p>1. When I Grow Up Book: https://www.youtube.com/watch?v=hp0h_17I_UM</p> <p>2- Have child draw a picture of what they want to be when they grow up.</p>	<p>Art & Science Activity</p> <p>1- Growing Vegetable Soup https://www.youtube.com/watch?v=hodbdmZ2v7s</p> <p>2- Discuss the steps from how a seed changes into a vegetable. Have child name the vegetables that were planted.</p> <p>3- Recipe to Make Vegetable Soup https://www.pre-kpages.com/classroom-recipes-vegetable-soup/</p>
2:30	<p>Daily Wrap Up</p> <p>Discuss the activities from the day. Review what has been learned and created.</p>	<p>Daily Wrap Up</p> <p>Discuss the activities from the day. Review what has been learned and created.</p>	<p>Daily Wrap Up</p> <p>Discuss the activities from the day. Review what has been learned and created.</p>	<p>Daily Wrap Up</p> <p>Discuss the activities from the day. Review what has been learned and created.</p>	<p>Daily Wrap Up</p> <p>Discuss the activities from the day. Review what has been learned and created.</p>



Family and Student Supports:

<p>Please refer to parent/family notes in each weekly activity calendar. We encourage you to work with your child to support him/her in completing the activities described. Please feel free to use your judgment to make any necessary modifications to the activities outlined in this plan. We look forward to connecting if you need assistance. Feel free to reach out directly to your child's teacher/school if you have any questions.</p>	<p>Student Learning Kits (to be distributed during the week of April 14, 2020)</p> <p><u>Transition Backpack:</u></p> <ul style="list-style-type: none">-Foam Letters-Links-Scissors-Activity Calendar-Number Cards-Journal-Glue-Crayons-Question Card Ring-Pencils with Grip-Sidewalk Chalk <p><u>Other Supplies:</u></p> <ul style="list-style-type: none">-Construction Paper Pack-Washable Watercolor Paint-Printing Letters Journal-Printing Numbers Journal-My Feelings Journal-White Paper-Scissors-Book 
	<p>Scholastic Book and Cleveland Book Bank Books (week of May 11)</p>

Additional Student Supports:

Individual Supports	<p>Please reference the "Helping Your Child at Home in Reading" and "Helping Your Child at Home in Math" documents shared as well as the <i>Individual Supports</i> packet of information for additional access to individual student supports as needed.</p>
English Language Learners	<p>Please reference the <i>Academic Enrichment Packet for English Language Learners</i> to access additional student supports as needed.</p>
Enrichment	<p>Please refer to the <i>Academic Enrichment Packet for Gifted and Talented Students</i> to access additional student supports as needed.</p>



Please reach out to your child's school if you have any questions or need assistance with login information.

Online Learning and Additional Resources:

Websites and Applications to Supplement Learning Online for Preschool


ABC Mouse (all subjects PK and K)

<https://www.abcmouse.com/redeem>

Step One: Click Link 'Redeem Code'

and enter code: SCHOOL6225


Step Two: Follow prompts to access ABC Mouse



ABCYA

Fun, interactive learning games and activities for preschool

<https://www.abcya.com/>




Scholastic Learn at Home

Access to books and read alouds along with literacy lessons to use at home.

<http://www.scholastic.com/learnathome>

Username: Learning20

Password: Clifford



Switchzoo

Interactive animal games for kids

<https://www.switchzoo.com/>

National Geographic Kids

Online, interactive learning resources for kids

<https://kids.nationalgeographic.com/>

Storynory Kids Learning Games

<https://www.storynory.com/>

Epic

Free, read aloud picture books

<https://www.getepic.com/>



Virtual Piano Online

<https://www.onlinepianist.com/virtual-piano>

Play to Learn Preschool

Fun lessons, songs and activities

<https://www.facebook.com/PlayToLearnPS/>



Funbrain Jr.

Online learning games for preschool

<http://www.funbrainjr.com/>

Sesame Street

Interactive Learning Activities

<https://www.sesamestreet.org/>

[gclid=CiwKCAjwsMzzBRACEiwAx4ILGxNX3QRuRQ9TiOc_Dm3ean6DpxO](https://www.sesamestreet.org/?gclid=CiwKCAjwsMzzBRACEiwAx4ILGxNX3QRuRQ9TiOc_Dm3ean6DpxO)

[DicsKeo2YKQlfnwNXLgBFAvW6xocNFUQAVD_BwE](https://www.sesamestreet.org/?gclid=CiwKCAjwsMzzBRACEiwAx4ILGxNX3QRuRQ9TiOc_Dm3ean6DpxO)

PBSKids

Online learning resources, activities and games for preschool

<https://pbskids.org/>



Movement & Mindfulness Break Options:

Outside Play Activities	Playground Visit
Go Noodle https://family.gonoodle.com/	Go for a Run or Walk (with an adult)
The OT Toolbox https://www.theottoolbox.com/best-brain-breaks-videos-on-youtube/	Fluency and Fitness (free for 3 wks) https://fluencyandfitness.com/
Mind Yeti https://www.mindyeti.com	Positive Psychology https://positivepsychology.com/mindfulness-for-children-kids-activities/
Calm (app available also) https://www.calm.com/schools	Teach, Train, Love http://teachtrainlove.com/20-brain-break-clips-fight-the-fidgeting/


Social Emotional Development Resources:

Social and Emotional Foundations for Early Learning:
<http://csefel.vanderbilt.edu/resources/family.html>


A Parent Guide to Supporting Your Child's Social and Emotional Development at Home:
https://static.virtuallabschool.org/atmt/social/FC.Social_3.PreschoolDev_A1.NYCParentGuideSocialEmotional.pdf




0 1 3



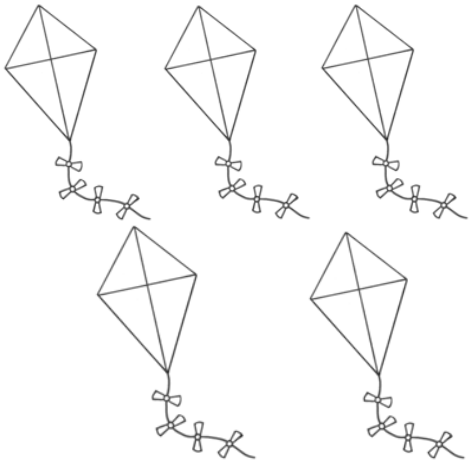
1 2 6



2 3 8



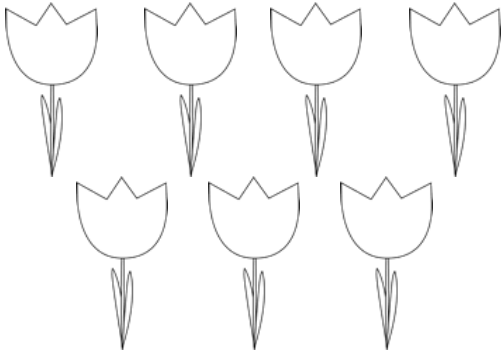
4 7 9




4 5 8



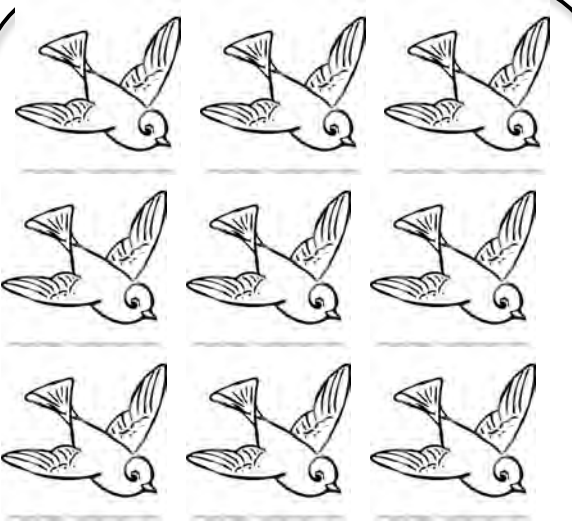
6 7 9



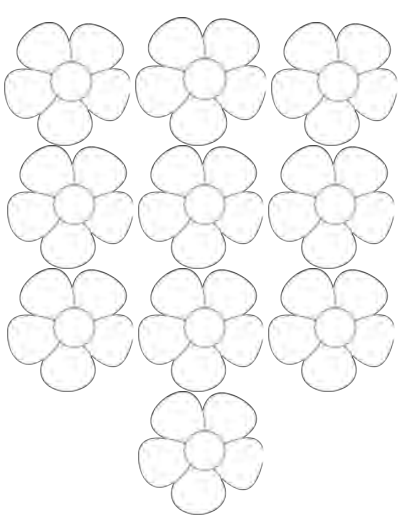
7 9 10



6 8 9



7 9 10



8 9 10