

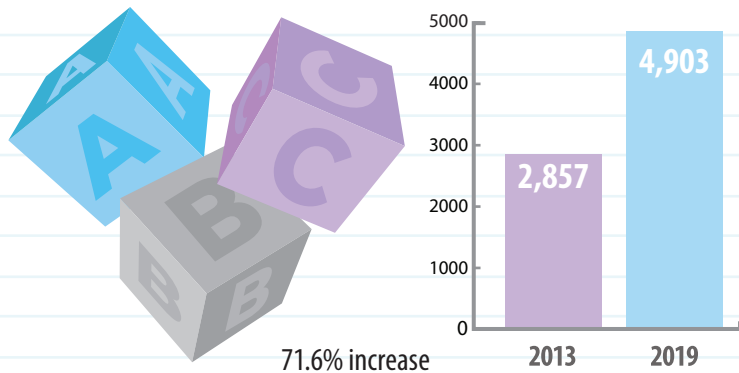
CLEVELAND SCHOOLS PROGRESS Pre-COVID



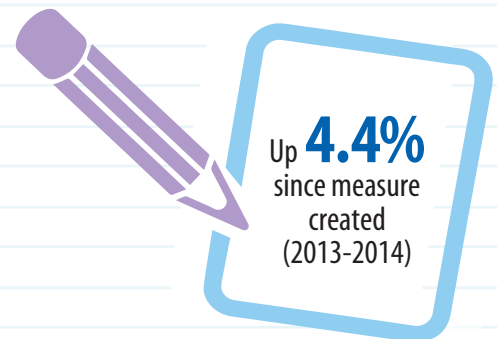
The Cleveland Metropolitan School District is improving under *The Cleveland Plan*

ClevelandMetroSchools.org/TrackOurProgress

Increased Enrollment in High-Quality Preschool



K-3 Literacy Improvement



Top 15% K-3 Literacy Improvement 2014-2019

82.6%

graduation rate for Hispanic Students

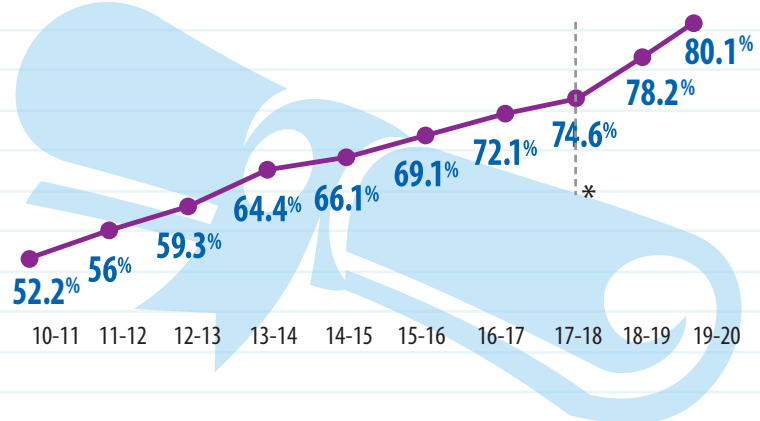
28.9% increase since 2010-2011
5.4% points higher than State Average for Hispanics which is 77.2%

80.9%

graduation rate for African-American Students

23.9% increase since 2010-2011
5.9 Points higher than the State Average for AA which is 75.0%

Increased Graduation Rate 27.9%

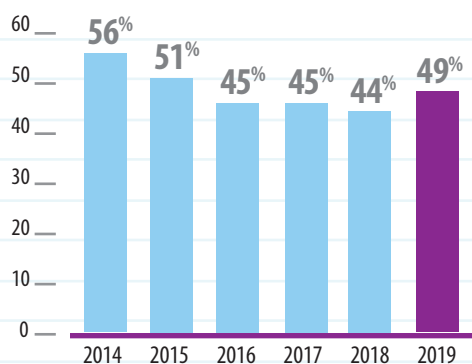


Fourth fastest improving among all Ohio districts
Top 1% in graduation rate growth 2011-2019

*Ohio changed graduation requirements

CMSD Postsecondary Enrollment Rates

Within one year of High School Graduation



After the launch of Say Yes scholarships, CMSD graduates' postsecondary enrollment increased for the first time in five years.

Active Parent Engagement Grew 4% from 2018

90.8%

of CMSD parents met with their teachers in the 2019 school year.

