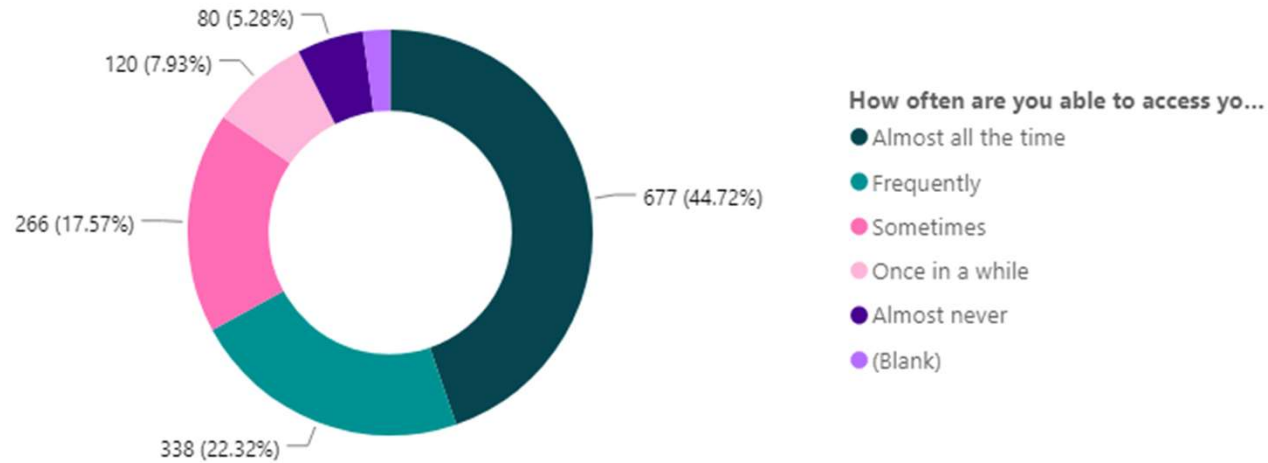


Stakeholder Survey Highlights (cont.)

Student Internet Access



How often are you able to access your schoolwork that is online?



Key Insight: When asked about their ability to access online schoolwork, a little less than half (45%) of the scholar respondents were able to access online schoolwork "almost all the time"; In contrast, about 13% of students could access their online schoolwork "once in a while" or "almost never"

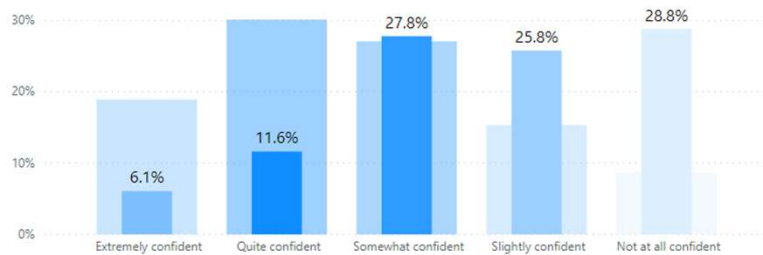


Stakeholder Survey Highlights (cont.)

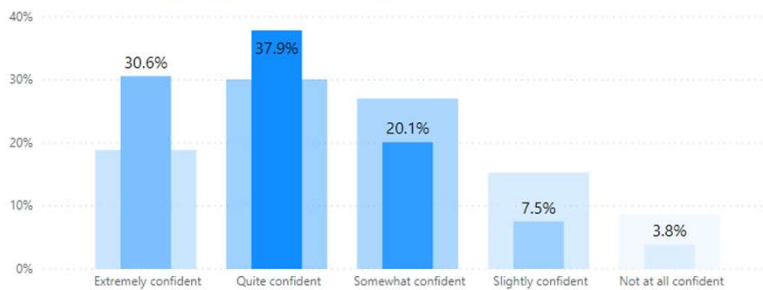
Student Confidence in Schoolwork



How confident are you that you can complete your assigned schoolwork this month?
ACCESS TO ONLINE SCHOOL WORK "ALMOST ALL THE TIME"



How confident are you that you can complete your assigned schoolwork this month?
ACCESS TO ONLINE SCHOOL WORK "ALMOST NEVER" OR "ONCE IN AWHILE"



Key Insight: Students who were able to access schoolwork online "almost all the time" reported were more confident to complete their schoolwork when compared to students who could access their schoolwork online "once in a while" or "never"

Note: you will notice two sets of data in each, one highlighted and one 'shadow' version; The highlighted or darker color represents the filtered group, or group pertaining to the data labels; The shadow chart represents the percentage of all students who answered the question



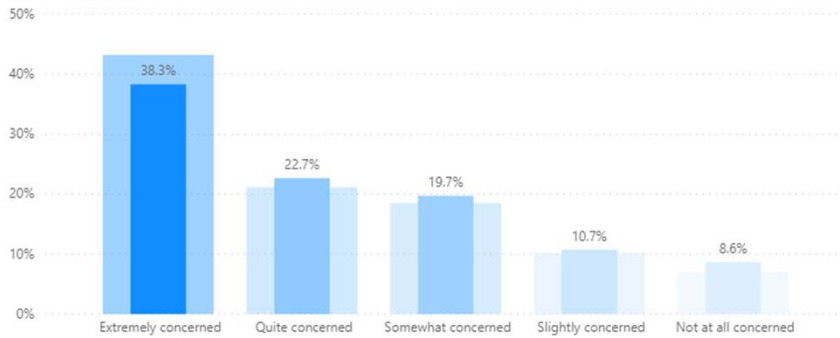
Stakeholder Survey Highlights (cont.)

Parent Concern regarding Student Learning



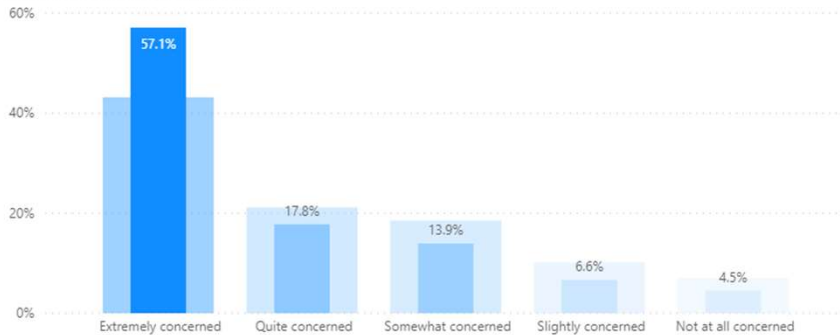
Generally, how concerned are you about your child's learning, as a result of the school closure?

HIGH-SPEED INTERNET



Generally, how concerned are you about your child's learning, as a result of the school closure?

NO INTERNET OR THROUGH SMARTPHONE



Key Insight: Parent respondents who had access to high-speed internet were less concerned with their child's learning when compared to parent respondents who had "no internet" or access the internet "through a smartphone"



Stakeholder Survey Highlights (cont.)

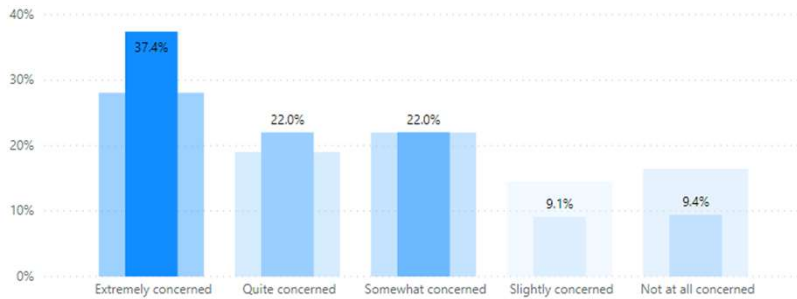
Parent Concern regarding Student Well-being



Generally, how concerned were you about your child's social or emotional well-being during remote learni...
HIGH SPEED INTERNET



Generally, how concerned were you about your child's social or emotional well-being during remote learni...
NO INTERNET OR THROUGH SMARTPHONE



Key Insight: Parent respondents who had access to high-speed internet were less concerned with their child's socio-emotional well-being when compared to parent respondents who had 'no internet' or access the internet 'through a smartphone'

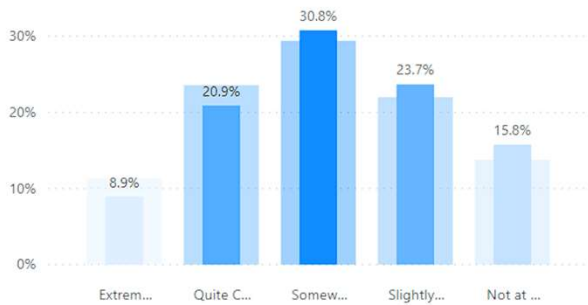


Stakeholder Survey Highlights (cont.)

Educator Confidence in Remote Learning

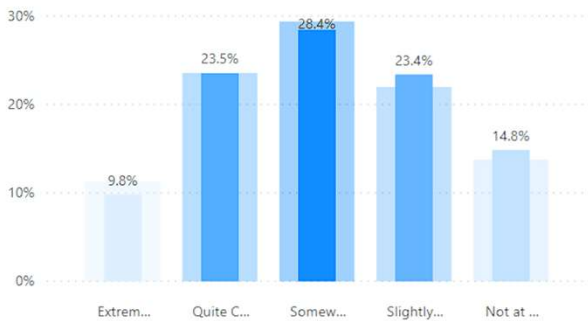


How confident do you feel that you can provide rigorous remote le...
ELEMENTARY

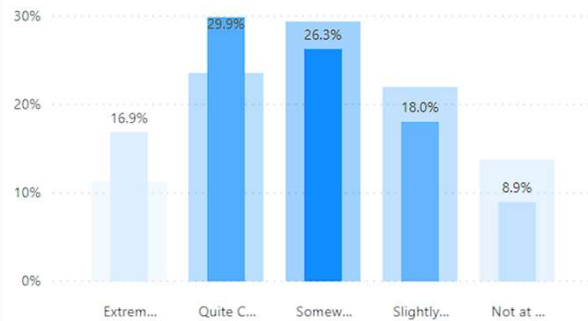


Key Insight: High school educators reported a greater level of confidence that they could provide rigorous remote learning

How confident do you feel that you can provide rigorous remote le...
MIDDLE



How confident do you feel that you can provide rigorous remote le...
HIGH



Expectations Survey Highlights

Teacher Agreement



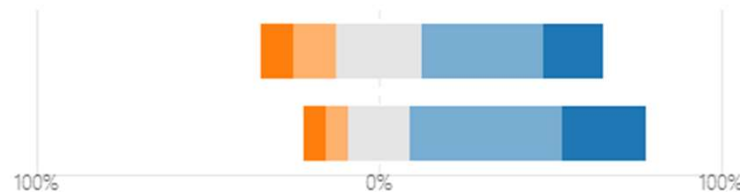
4. How much do you agree with the following statements: A form of distance learning should have...

[More Details](#)

■ Strongly Disagree
 ■ Disagree
 ■ Neither Agree nor Disagree
 ■ Agree
 ■ Strongly agree

More frequent in-person learning in younger grade levels over older grade levels.

More frequent in-person learning for students with greater needs.



Key Insight: Most teachers agreed or strongly agreed that more frequent in person learning should occur in younger grade levels and for those students with the most need.

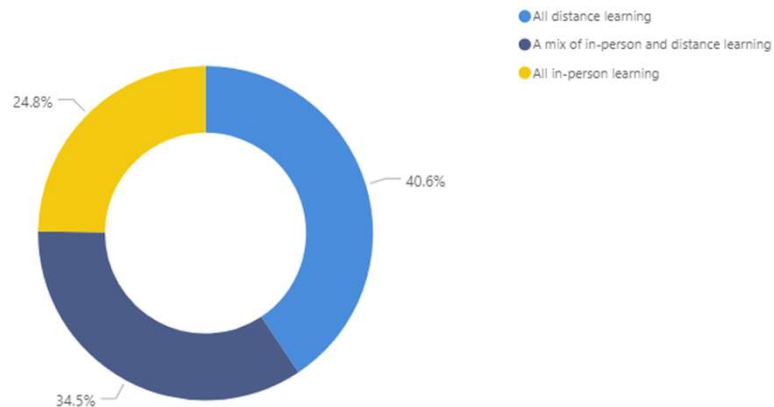


Expectations Survey Highlights

Parent Preference



1. Assuming appropriate safety measures are in place, what is your preference for how your child returns to school in the fall? (groups)



Key Insight: 60% of parents wanted in person or hybrid learning for the fall, while 40% wanted all distance learning.

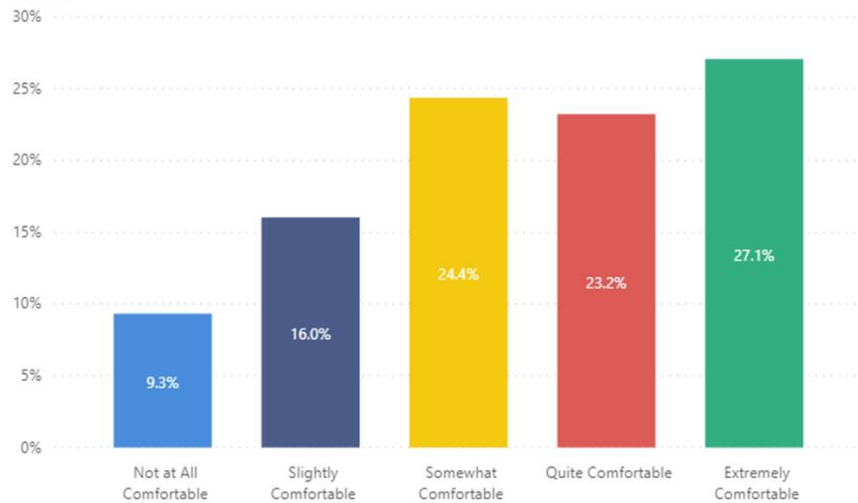


Expectations Survey Highlights

Parent Support



8. How comfortable are you with supporting your child with different technology and tools required for distance learning?



Key Insight: About half of parents indicated they were “Extremely Comfortable” or “Quite Comfortable” with supporting their child with technology and tools for distance learning. Less than 10% of parents were not at all comfortable.

