



This weekly calendar includes suggested learning and development activities that you can use to support your child. Activities are aligned to Ohio’s Early Learning and Development Standards. We have provided resources to support the extended learning and enrichment activities at home. Feel free to change or modify the activities as needed. Hands-on learning materials and supplies will be distributed during the week of April 13, 2020.

When using online resources, such as YouTube and/or websites, please monitor your child to avoid distracted navigation. If you have access to the Internet, please set up an ‘ABC Mouse’ account as described on this page.

Theme for the Week: “Animals”
 Letter of the Week: Y y

ABC Mouse (all subjects PK and K)

<https://www.abcmouse.com/redeem>

Step One: Click Link ‘Redeem Code’ and enter code: SCHOOL6225

Step Two: Follow prompts to access ABC Mouse (you can also download the application once registered)

Time	Monday	Tuesday	Wednesday	Thursday	Friday
8:00	<p>Morning Warm-Up -Hello Greeting Song: https://www.youtube.com/watch?v=OsFV58Jps2k&feature=youtu.be -Use this ‘Days of the Week’ song to review your daily schedule together : https://www.youtube.com/watch?v=oKqAbIcWFOA</p>	<p>Morning Warm-Up -Hello Greeting Song: https://www.youtube.com/watch?v=OsFV58Jps2k&feature=youtu.be -Use this ‘Days of the Week’ song to review your daily schedule together : https://www.youtube.com/watch?v=oKqAbIcWFOA</p>	<p>Morning Warm-Up -Hello Greeting Song: https://www.youtube.com/watch?v=OsFV58Jps2k&feature=youtu.be -Use this ‘Days of the Week’ song to review your daily schedule together : https://www.youtube.com/watch?v=oKqAbIcWFOA</p>	<p>Morning Warm-Up -Hello Greeting Song: https://www.youtube.com/watch?v=OsFV58Jps2k&feature=youtu.be -Use this ‘Days of the Week’ song to review your daily schedule together : https://www.youtube.com/watch?v=oKqAbIcWFOA</p>	<p>Morning Warm-Up -Hello Greeting Song: https://www.youtube.com/watch?v=OsFV58Jps2k&feature=youtu.be -Use this ‘Days of the Week’ song to review your daily schedule together : https://www.youtube.com/watch?v=oKqAbIcWFOA</p>

Time	Monday	Tuesday	Wednesday	Thursday	Friday	
8:15	<p>Reading</p> <p>1-Read/watch book: <i>Mrs. Wishy Washy's Farm</i> https://youtu.be/cizS3yvV8ks</p> <p>*Identify words that rhyme in the story as it is read.</p> <p>2-Ask/answer questions: -How did the animals feel about being washed at the beginning of the story? What were some of the places the animals went when they were in the city? How did the animals feel about getting washed at the end of the story?</p> <p>3-Story Activity: Use your journal to draw your favorite part of the story.</p>	<p>Reading</p> <p>1-Read/watch book: <i>Duck on a Bike</i> https://youtu.be/emLb14AaS1c</p> <p>2-Ask/answer questions: -What animals did the duck see while he was riding his bike? When the animals saw the bikes that the kids were riding, what did they do next?</p> <p>3-Story Activity: Use your journal and draw a picture of what your farm would look like. Include the animals that you would have at your farm.</p>	<p>Reading</p> <p>1-Read/watch book: <i>Bear's New Friend</i> https://youtu.be/BmY-RVZWQJw</p> <p>*Identify words that rhyme as the story is read.</p> <p>2-Ask/answer questions: -What animals did Bear run into during the story? Where did all of Bear's friends play at the end of the story?</p> <p>3-Story Activity: -Create a Bear Finger Puppet https://iheartcraftythings.com/bears-new-friend-craft.html</p>	<p>Reading</p> <p>1-Read/watch book: <i>Dear Zoo</i> https://youtu.be/rudDGRQ9QGA</p> <p>2-Ask/answer questions: -What were some of the animals you saw in the story? What animal did they keep at the end of the story?</p> <p>3-Story Activity: Turn the Letter 'Z' into a Zoo: http://ouralphabetadventure.blogspot.com/search/label/Letter</p> <p>Be sure to include zoo animals that you saw in the story.</p>	<p>Reading</p> <p>1-Read/watch book: <i>Never, Ever Shout in a Zoo</i> https://youtu.be/Ke5wwFgQso4</p> <p>*Identify words that rhyme as the story is read.</p> <p>2-Ask/answer questions: -Where did the animals in the story live? What did the animals do to the people at the end of the story?</p> <p>3-Story Activity: Draw your favorite part of the story in your journal.</p>	<p>Reading</p> <p>1-Read/watch book: <i>Never, Ever Shout in a Zoo</i> https://youtu.be/Ke5wwFgQso4</p> <p>*Identify words that rhyme as the story is read.</p> <p>2-Ask/answer questions: -Where did the animals in the story live? What did the animals do to the people at the end of the story?</p> <p>3-Story Activity: Draw your favorite part of the story in your journal.</p>
8:45	<p>Music/Movement</p> <p>1-Banana, Banana, Meatball https://youtu.be/BQ9q4U2P3ig</p> <p>2- Old MacDonald https://youtu.be/_wrmZYhbpc</p> <p>3-Exercise in Place https://youtu.be/Q1zRGPzHbMk</p> <p>*If additional time permits, choose an optional activity from the <i>Movement & Mindfulness Break Options Menu</i></p>	<p>Music/Movement</p> <p>1-<i>Animals in Action</i> https://youtu.be/DYPTj6hd44</p> <p>2- Yoga on the Farm https://youtu.be/YKmRB2Z3g2s</p> <p>3-Exercise in Place https://youtu.be/Q1zRGPzHbMk</p> <p>*If additional time permits, choose an optional activity from the <i>Movement & Mindfulness Break Options Menu</i></p>	<p>Music/Movement</p> <p>1-<i>The Freeze Dance</i> https://youtu.be/A1vdKfXIB_g</p> <p>2-<i>Penguin Dance</i> https://youtu.be/uf0uKmKwnKs</p> <p>3-Exercise in Place https://youtu.be/Q1zRGPzHbMk</p> <p>*If additional time permits, choose an optional activity from the <i>Movement & Mindfulness Break Options Menu</i></p>	<p>Music/Movement</p> <p>1-<i>Head, Shoulders, Knees, and Toes</i> https://youtu.be/h4eueDYPTIq</p> <p>2-<i>Baby Shark</i> https://youtu.be/XqZsoesa55w</p> <p>3-Exercise in Place https://youtu.be/Q1zRGPzHbMk</p> <p>*If additional time permits, choose an optional activity from the <i>Movement & Mindfulness Break Options Menu</i></p>	<p>Music/Movement</p> <p>1-<i>Listen and Move</i> https://youtu.be/XqZsoesa55w</p> <p>2-<i>Zumba for Kids</i> https://youtu.be/ymigWt5TOV8</p> <p>3-Exercise in Place https://youtu.be/Q1zRGPzHbMk</p> <p>*If additional time permits, choose an optional activity from the <i>Movement & Mindfulness Break Options Menu</i></p>	<p>Music/Movement</p> <p>1-<i>Listen and Move</i> https://youtu.be/XqZsoesa55w</p> <p>2-<i>Zumba for Kids</i> https://youtu.be/ymigWt5TOV8</p> <p>3-Exercise in Place https://youtu.be/Q1zRGPzHbMk</p> <p>*If additional time permits, choose an optional activity from the <i>Movement & Mindfulness Break Options Menu</i></p>

Time

Monday

Literacy/Writing

1-Phonemic Awareness Activity (be sure to select today's video): <https://www.youtube.com/channel/UC7md7J-Hl65jZZCg-wN4YA>

2- Explain to your child that the letter of the week is 'Y.' Show your child the 'Y' flashcard and sing the song <https://youtu.be/mlwg-tlxuKA>

3- Writing Activity:
-Have your child practice writing the letter 'Y' (both capital and lowercase). Refer to the Y flashcard and use the printing practice journal.

Tuesday

Literacy/Writing

1-Phonemic Awareness Activity (be sure to select today's video): <https://www.youtube.com/channel/UC7md7J-Hl65jZZCg-wN4YA>

2- Explain to your child that the letter of the week is 'Y.' Show your child the 'Y' flashcard and sing the song <https://youtu.be/mlwg-tlxuKA>

Say words that start with the letter 'Y' together – try to think of some difficult words.

3- Writing Activity:
-Have your child practice writing the letter 'Y' (both capital and lowercase). Refer to the Y flashcard and use the printing practice journal.

Wednesday

Literacy/Writing

1-Phonemic Awareness Activity (be sure to select today's video): <https://www.youtube.com/channel/UC7md7J-Hl65jZZCg-wN4YA>

2- Explain to your child that the letter of the week is 'Y.' Show your child the 'Y' flashcard and sing the song <https://youtu.be/mlwg-tlxuKA>

Say words that start with the letter 'Y' together – try to think of some difficult words.

3- Writing Activity:
-Have your child practice writing the letter 'Y' (both capital and lowercase). Refer to the Y flashcard and use the printing practice journal. Have your child also use paper and/or journal to practice writing his/her first and last name.

Thursday

Literacy/Writing

1-Phonemic Awareness Activity (be sure to select today's video): <https://www.youtube.com/channel/UC7md7J-Hl65jZZCg-wN4YA>

2- Explain to your child that the letter of the week is 'Y.' Show your child the 'Y' flashcard and sing the song <https://youtu.be/mlwg-tlxuKA>

3- Writing Activity:
-Have your child practice writing the letter 'Y' (both capital and lowercase). Refer to the Y flashcard and use the printing practice journal. Have your child also use paper and/or journal to practice writing his/her first and last name.

Friday

Literacy/Writing

1-Phonemic Awareness Activity (be sure to select today's video): <https://www.youtube.com/channel/UC7md7J-Hl65jZZCg-wN4YA>

2- Explain to your child that the letter of the week is 'Y.' Show your child the 'Y' flashcard and sing the song <https://youtu.be/mlwg-tlxuKA>

3- Writing Activity:
-Have your child practice writing the letter 'Y' (both capital and lowercase). Refer to the Y flashcard and use the printing practice journal. Have your child also use paper and/or journal to practice writing his/her first and last name.

10:30

Independent Choice

Choose from the following activities:

- Outside Chalk <https://whatmomslove.com/kids/sidewalk-chalk-ideas/>
 - ABC Mouse (20 minutes) <https://www.abcmouse.com/abt/homepage>
- (continued on next page)

Independent Choice

Choose from the following activities:

- Outside Chalk <https://whatmomslove.com/kids/sidewalk-chalk-ideas/>
 - ABC Mouse (20 minutes) <https://www.abcmouse.com/abt/homepage>
- (continued on next page)

Independent Choice

Choose from the following activities:

- Outside Chalk <https://whatmomslove.com/kids/sidewalk-chalk-ideas/>
 - ABC Mouse (20 minutes) <https://www.abcmouse.com/abt/homepage>
- (continued on next page)

Independent Choice

Choose from the following activities:

- Outside Chalk <https://whatmomslove.com/kids/sidewalk-chalk-ideas/>
 - ABC Mouse (20 minutes) <https://www.abcmouse.com/abt/homepage>
- (continued on next page)

Time	Monday	Tuesday	Wednesday	Thursday	Friday
10:30	<p>Independent Choice (continued) -Indoor Games https://www.pre-kpages.com/indoor-recess-games-and-activities-for-preschoolers/ -Large Motor Games https://handsonaswegrow.com/gross-motor-activities-preschoolers/</p>	<p>Independent Choice (continued) -Indoor Games https://www.pre-kpages.com/indoor-recess-games-and-activities-for-preschoolers/ -Large Motor Games https://handsonaswegrow.com/gross-motor-activities-preschoolers/</p>	<p>Independent Choice (continued) -Indoor Games https://www.pre-kpages.com/indoor-recess-games-and-activities-for-preschoolers/ -Large Motor Games https://handsonaswegrow.com/gross-motor-activities-preschoolers/</p>	<p>Independent Choice (continued) -Indoor Games https://www.pre-kpages.com/indoor-recess-games-and-activities-for-preschoolers/ -Large Motor Games https://handsonaswegrow.com/gross-motor-activities-preschoolers/</p>	<p>Independent Choice (continued) -Indoor Games https://www.pre-kpages.com/indoor-recess-games-and-activities-for-preschoolers/ -Large Motor Games https://handsonaswegrow.com/gross-motor-activities-preschoolers/</p>
11:15	<p>Lunch/Rest Engage in meaningful conversations that encourage oral language development and speaking (you may want to use one of these resources) https://sleepingshouldbeeasy.com/conversation-starters-for-kids/ https://www.funology.com/funology-jokes-and-riddles</p>	<p>Lunch/Rest Interactive Phonics Journal Engage in meaningful conversations that encourage oral language development and speaking (you may want to use one of these resources) https://sleepingshouldbeeasy.com/conversation-starters-for-kids/ https://www.funology.com/funology-jokes-and-riddles</p>	<p>Lunch/Rest Interactive Phonics Journal Engage in meaningful conversations that encourage oral language development and speaking (you may want to use one of these resources) https://sleepingshouldbeeasy.com/conversation-starters-for-kids/ https://www.funology.com/funology-jokes-and-riddles</p>	<p>Lunch/Rest Interactive Phonics Journal Engage in meaningful conversations that encourage oral language development and speaking (you may want to use one of these resources) https://sleepingshouldbeeasy.com/conversation-starters-for-kids/ https://www.funology.com/funology-jokes-and-riddles</p>	<p>Lunch/Rest Interactive Phonics Journal Engage in meaningful conversations that encourage oral language development and speaking (you may want to use one of these resources) https://sleepingshouldbeeasy.com/conversation-starters-for-kids/ https://www.funology.com/funology-jokes-and-riddles</p>
12:30	<p>Math Activities 1-Ten Black Dots https://youtu.be/uPIEqUB2CxA (continued on next page)</p>	<p>Math Activities 1- Mouse Shapes book https://youtu.be/GvsiOAZvz0 (continued on next page)</p>	<p>Math Activities 1- 5 Little Monkeys Jumping on the Bed book https://youtu.be/BN-uIEWxLkM * Identify rhyming words while listening to the story. (continued on next page)</p>	<p>Math Activities 1-One Duck Stuck book https://youtu.be/idUjG0IM5Ww * Identify rhyming words while listening to the story. (continued on next page)</p>	<p>Math Activities 1-Shape Spotters Book https://youtu.be/ZAqSjdsdmsA (continued on next page)</p>

Time	Monday	Tuesday	Wednesday	Thursday	Friday
12:30	<p>Math Activities <i>(continued from last page)</i></p> <p>2-Counting Activity— Have your child cut out 10 black dots and let them use the dots to create an animal, place, vehicle or plant using the paper provided. https://youtu.be/FU_tVpSaKsg</p> <p>3-Printing Practice- Numbers (use journal)</p> <p>4-ABC Mouse – complete 20 minute math activity (optional)</p>	<p>Math Activities <i>(continued from last page)</i></p> <p>2- Shape Activity— Have your child draw and recreate the shapes from the story. Cut them out and use them to make the items mentioned in the story on colored paper. Be sure to count the sides on each shape together and review the name. Talk about which ones have more sides, less sides. https://youtu.be/GysjOAZzvz0</p> <p>3-Printing Practice- Numbers (use journal)</p> <p>4-ABC Mouse – complete 20 minute math activity (optional)</p>	<p>Math Activities <i>(continued from last page)</i></p> <p>2- Sing the Story https://youtu.be/ZzMPy6VgAyo</p> <p>3-Printing Practice- Numbers (use journal)</p> <p>4-ABC Mouse – complete 20 minute math activity (optional)</p>	<p>Math Activities <i>(continued from last page)</i></p> <p>2- Counting Activity- Gather 10 small items from someplace in your house (eg., cereal, noodles, etc.) and your number flashcards (1-10). As you show your child a flashcard, have him/her count out that many small objects. Try each number.</p> <p>3-Printing Practice- Numbers (use journal)</p> <p>4-ABC Mouse – complete 20 minute math activity (optional)</p>	<p>Math Activities <i>(continued from last page)</i></p> <p>2- Shape Hunt – Walk around your house or neighborhood and find items that are different shapes (square, circle, triangle, rectangle).</p> <p>3-Printing Practice- Numbers (use journal)</p> <p>4-ABC Mouse – complete 20 minute math activity (optional)</p>




Time	Monday	Tuesday	Wednesday	Thursday	Friday
1:30	<p>Art Activity</p> <p>-Blooming Puddle Flowers https://pin.it/6FHLc0U Have your child use white paper to draw a flower. Use the markers to color the petals different colors.</p> <p>Fold the flowers (see link). Fill a container with water and drop the flowers into the water to 'bloom' in the water. Talk about what it means to 'bloom' and ask your child to remember when flowers bloom (spring). Discuss the seasons of the year and the weather in each one (fall, winter, spring, summer). Ask them to tell you what the flowers need to grow and remind him/her if needed (soil, water, sun). Sing this song together: <i>The Farmer Plants the Seeds</i> https://youtu.be/cRhGOdaWlIo</p>	<p>Science Activity</p> <p>-Sink and Float Experiment https://handsonaswegrow.com/sink-float-experiment-toddlers/ Fill a container with water. Gather 10 items and allow your child to predict if it will sink or float. Let them test their predictions by dropping the item into the water. Encourage your child to use comparison words such as bigger, heavier, lighter, smaller when making their predictions and observing the result.</p>	<p>Art Activity</p> <p>-1-Flower Watercolor Salt Art https://www.craftymorning.com/salt-art-for-kids-spring-tulips/ 2-Sing <i>The Farmer Plants the Seeds</i> https://youtu.be/cRhGOdaWlIo</p>	<p>Science Activity</p> <p>Sprout a Seed https://www.pinterest.com/pin/318207529919632234/?nic_v1=1a37erCTdybaEpHH%2FiggUmGBN%2F2bpk85Tx1cVnTLQ0MTEkvbhazk5TnzP4ae4krpHD Place any bean or seed in a bag with a wet paper towel and tape it to the window. Check on the bean everyday. Have your child observe the changes as it grows. Bring attention to the stem and the roots as it sprouts.</p>	<p>Art Activity</p> <p>1-Handprint Flower https://www.pinterest.com/pin/369365606910926792/?nic_v1=1a2EFP10EOidSFNizxxoXlCgYeWtu%2BFQcvtclsIGdpYRgLmRrC1A1vbMBGApQYVjk Trace your child's hand and let them decorate it with watercolor paints or crayons.</p> <p>2-Sing <i>The Farmer Plants the Seeds</i> https://youtu.be/cRhGOdaWlIo</p>
2:30	<p>Daily Wrap Up</p> <p>Discuss the activities from the day. Review what has been learned and created.</p>	<p>Daily Wrap Up</p> <p>Discuss the activities from the day. Review what has been learned and created.</p>	<p>Daily Wrap Up</p> <p>Discuss the activities from the day. Review what has been learned and created.</p>	<p>Daily Wrap Up</p> <p>Discuss the activities from the day. Review what has been learned and created.</p>	<p>Daily Wrap Up</p> <p>Discuss the activities from the day. Review what has been learned and created.</p>





Family and Student Supports:

<p>Please refer to parent/family notes in each weekly activity calendar. We encourage you to work with your child to support him/her in completing the activities described. Please feel free to use your judgment to make any necessary modifications to the activities outlined in this plan. We look forward to connecting if you need assistance. Feel free to reach out directly to your child's teacher/school if you have any questions.</p>	<p>Student Learning Kits (to be distributed during the week of April 14, 2020)</p> <table border="1"><tr><td data-bbox="264 840 763 1290"><p><u>Transition Backpack:</u></p><ul style="list-style-type: none">-Foam Letters-Links-Scissors-Activity Calendar-Number Cards-Journal-Glue-Crayons-Question Card Ring-Pencils with Grip-Sidewalk Chalk</td><td data-bbox="264 32 763 840"><p><u>Other Supplies:</u></p><ul style="list-style-type: none">-Construction Paper Pack-Washable Watercolor Paint-Printing Letters Journal-Printing Numbers Journal-My Feelings Journal-White Paper-Scissors-Book</td></tr></table> 	<p><u>Transition Backpack:</u></p> <ul style="list-style-type: none">-Foam Letters-Links-Scissors-Activity Calendar-Number Cards-Journal-Glue-Crayons-Question Card Ring-Pencils with Grip-Sidewalk Chalk	<p><u>Other Supplies:</u></p> <ul style="list-style-type: none">-Construction Paper Pack-Washable Watercolor Paint-Printing Letters Journal-Printing Numbers Journal-My Feelings Journal-White Paper-Scissors-Book
<p><u>Transition Backpack:</u></p> <ul style="list-style-type: none">-Foam Letters-Links-Scissors-Activity Calendar-Number Cards-Journal-Glue-Crayons-Question Card Ring-Pencils with Grip-Sidewalk Chalk	<p><u>Other Supplies:</u></p> <ul style="list-style-type: none">-Construction Paper Pack-Washable Watercolor Paint-Printing Letters Journal-Printing Numbers Journal-My Feelings Journal-White Paper-Scissors-Book		

Additional Student Supports:

<p>Individual Supports</p>	<p>Please reference the “Helping Your Child at Home in Reading” and “Helping Your Child at Home in Math” documents shared as well as the <i>Individual Supports</i> packet of information for additional access to individual student supports as needed.</p>
<p>English Language Learners</p>	<p>Please reference the <i>Academic Enrichment Packet for English Language Learners</i> to access additional student supports as needed.</p>



Please reach out to your child's school if you have any questions or need assistance with login information.

Online Learning and Additional Resources:

Websites and Applications to Supplement Learning Online for Preschool


ABC Mouse (all subjects PK and K)

<https://www.abcmouse.com/redeem>

Step One: Click Link 'Redeem Code'

and enter code: SCHOOL6225


Step Two: Follow prompts to access ABC Mouse



ABCYA

Fun, interactive learning games and activities for preschool

<https://www.abcya.com/>



Scholastic Learn at Home

Access to books and read alouds along with literacy lessons to use at home.

<http://www.scholastic.com/learnathome>


Username: Learning20

Password: Clifford

Switchzoo

Interactive animal games for kids

<https://www.switchzoo.com/>



National Geographic Kids

Online, interactive learning resources for kids

<https://kids.nationalgeographic.com/>


Storynory Kids Learning Games

<https://www.storynory.com/>

Epic

Free, read aloud picture books

<https://www.getepic.com/>




Virtual Piano Online

<https://www.onlinepianist.com/virtual-piano>

Play to Learn Preschool

Fun lessons, songs and activities

<https://www.facebook.com/PlayToLearnPS/>



Funbrain Jr.

Online learning games for preschool

<http://www.funbrainjr.com/>

Sesame Street

Interactive Learning Activities

<https://www.sesamestreet.org/?>


[gclid=CiwKCAiwsMzzBRACEiwAX4ILGxNX3QRuRQ9TI0C_Dm3ean6DpxO](https://www.sesamestreet.org/?gclid=CiwKCAiwsMzzBRACEiwAX4ILGxNX3QRuRQ9TI0C_Dm3ean6DpxO)

[DicSKeo2YKQlfnwNXLgpgAvW6xoCNFUQAVD_BwE](https://www.sesamestreet.org/?gclid=CiwKCAiwsMzzBRACEiwAX4ILGxNX3QRuRQ9TI0C_Dm3ean6DpxO)

PBSKids

Online learning resources, activities and games for preschool

<https://pbskids.org/>



Happy Numbers

<https://help.happynumbers.com/en/collections/41588-for-parents>

Parents/teachers can create online accounts for free. Happy Numbers

is a great online tool for students to use for math learning. Teachers and/or parents can set up accounts.

Movement & Mindfulness Break Options:

Outside Play Activities	Playground Visit
Go Noodle https://family.gonoodle.com/	Go for a Run or Walk (with an adult)
The OT Toolbox https://www.theottoolbox.com/best-brain-breaks-videos-on-youtube/	Fluency and Fitness (free for 3 wks) https://fluencyandfitness.com/
Mind Yeti https://www.mindyeti.com	Positive Psychology https://positivepsychology.com/mindfulness-for-children-kids-activities/
Calm (app available also) https://www.calm.com/schools	Teach, Train, Love http://teachtrainlove.com/20-brain-break-clips-fight-the-fidgeting/

Social Emotional Development Resources:

Social and Emotional Foundations for Early Learning:

<http://csefel.vanderbilt.edu/resources/family.html>



A Parent Guide to Supporting Your Child's Social and Emotional Development at Home:

<https://static.virtuallabschool.org/atmt/social/>

FC.Social 3.PreschoolDev A1.NYCParentGuideSoc-Emotional.pdf

Words that Rhyme !

Draw a line from the picture on the left to the rhyming picture on the right.



RHYMING WORDS

Circle the picture that rhymes with the first picture in each row

