


# Getting Started Guide

Ranked the #1 reading instruction resource in an independent survey of more than 18,000 K-5 teachers, Reading A-Z is famous with educators for its extensive collection thousands of leveled books and other resources at 29 levels of reading.

## 1 Resources



<b>Books</b>	Meet a variety of reading needs, including whole class, small group, and individual instruction with Reading A-Z's vast collection of books. Leveled Books target specific comprehension skills and strategies. Other Reading A-Z books target phonics, alphabet,
<b>Key Reading Skills</b>	Support some of the most important reading skills with vocabulary resources, graphic organizers and more. Letter, sound, and topic sorts are available to help fine-tune your students' higher-level thinking and categorization skills.
<b>Foundational Skills</b>	Lay the foundations of reading with alphabet, phonological awareness, phonics, fluency, and high frequency word resources.
<b>Common Core/ 21st Century</b>	These higher-level thinking resources are a great way to increase rigor in the classroom. Encourage kids to dig deeper with <i>Comprehension Skill Packs</i> or use <i>Project-Based Learning Packs</i> to explore a collection of inquiry based learning.
<b>Assessments</b>	Measure student progress to improve overall learning with a collection of easy-to-use assessment tools. These tools support key reading skills and strategies such as fluency, comprehension, phonological awareness, phonics and high frequency words.
<b>Instructional Uses</b>	Extend your instruction with <i>Response to Intervention</i> resources, <i>Summer School Theme Packs</i> and <i>Tutoring and Mentoring Packs</i> .

## 2 Organize Your Resources

1. Select *File Cabinet* at the top of the page
2. Choose *New Folder*, or select an existing folder and then choose *New Folder* to add a sub-folder
3. Label folders to create a system that will make it easy for you to find resources you love
4. Navigate to resources through the Resources menu or *Search Resources*
5. Save resources into the folders you created by selecting the Add To button 
6. Choose the appropriate folder from the drop down menu
7. When you are ready to use the resources, navigate to the *File Cabinet* and select the folder that matches your instructional need

**Quick Tip:** Organize your folders by standard, comprehension skill, content unit or reading group! It is a great way to keep your resources close at hand.

### 3 Leveled Books

1. Navigate to Leveled Books from the *Resources* menu
2. Select a letter, or letters, to narrow your search for the perfect book
3. Further narrow your search by using filters
4. Navigate to a book's landing page by selecting the title or book cover
5. Print  the single- or double-sided book or project  for whole group lessons
6. Explore additional activities to support specific skills within the text
7. View lesson plans to find text-dependent questions and instructional recommendations

### 4 Teacher Corner

The *Teacher Corner* is a great place to find additional information and training.

- **Level Correlation Chart:** Print out a copy of the correlations so you can have it close at hand.
- **Books by Skills Chart:** This master list of leveled books can be organized by level, comprehension skill, and more.
- **Standards and Correlations:** Search by location and grade level to find your instructional standards. When you find a standard you want to support, select the hyperlink to find books that immediately address the standard.

### 5 Assessing a Student's Level

Reading A-Z Running Records are a three-part assessment process to help you place students at an instructionally appropriate level. Additionally, Running Records provide a formative assessment to gauge student progress and help determine when a student is ready to move to the next level.

Navigate to the *Teacher Corner* and select *Assessing a Student's Level* to get step-by-step instructions on how to assess and score your students using the Reading A-Z *Benchmark Books* and *Benchmark Passages*.

Assessment Schedule

Developmental Level	Reading Level	Schedule
Early Emergent readers	Levels aa-C	every 2 to 4 weeks
Emergent readers	Levels D-J	every 4 to 6 weeks
Early fluent readers	Levels K-P	every 6 to 8 weeks
Fluent readers	Levels Q-Z	every 8 to 10 weeks

**Quick Tip:** Users with a Raz-Plus License have access to online Running Records that allow for digital scoring and storage. Contact us for more information.

Running Records can be administered on a regular basis to ensure that students are being challenged in guided instruction and working at their independent level in self-guided activities. The schedule shown above provides a possible timetable for assessing students with Running Records based on students' reading level.