




Welcome to Kindergarten




**Mrs. Geist
Room 158
Ms. Suhadolnik
Room 159**



Ms. Suhadolnik - Ms. S

- My name is Ms. Suhadolnik, students call me Ms. S
- I have been teaching Kindergarten at Robert Jamison for 6 years.
- I was supposed to be getting married this past June but postponed due to COVID.
- I do not have any kids but I have one puppy.
- I love football season and playing volleyball.
- I am so ready to explore this virtual setting with you this year !



Leader In Me

The
Leader in Me

great happens here

- Habit 1: Be Proactive
- Habit 2: Begin With the End in Mind
- Habit 3: Put First Things First
- Habit 4: Think Win-Win
- Habit 5: Seek First to Understand, Then to Be Understood
- Habit 6: Synergize
- Habit 7: Sharpen the Saw

LEADER



What will a typical day be like?

Synchronous Learning

- Live instruction with teacher and other students
- May be whole group, small group, or one-on-one


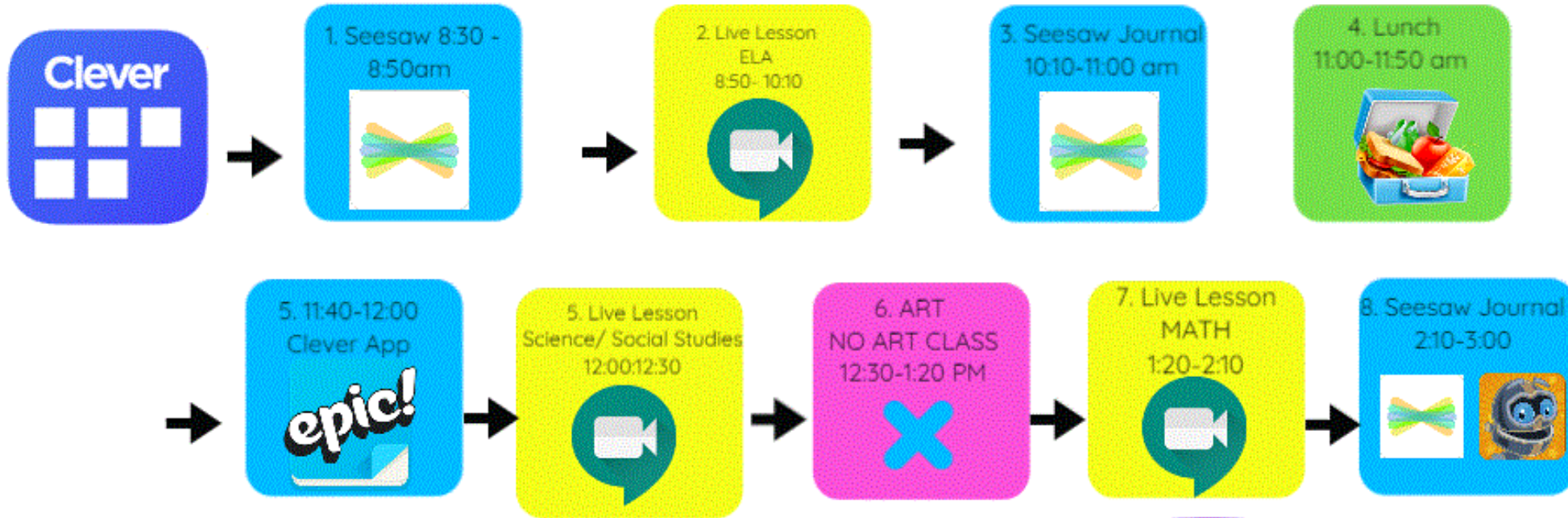


Asynchronous Learning


- Independent learning activities
- Can be paper and pencil activities or activities with manipulatives
- Gives more flexibility for when you complete them

Schedule


Monday's Schedule



Follow the arrow to click
on each link to get to
your scheduled activity



Seesaw



A digital portfolio that captures learning and encourages reflection.

A three way communication tool between the student, the parent, and the teacher.

A creation tool. Seesaw allows students to make their thinking visible.

What is Seesaw?

Seesaw is a platform for student engagement.

A student driven digital portfolio.

A tool that allows students to create, share, and reflect on their work all in one place.

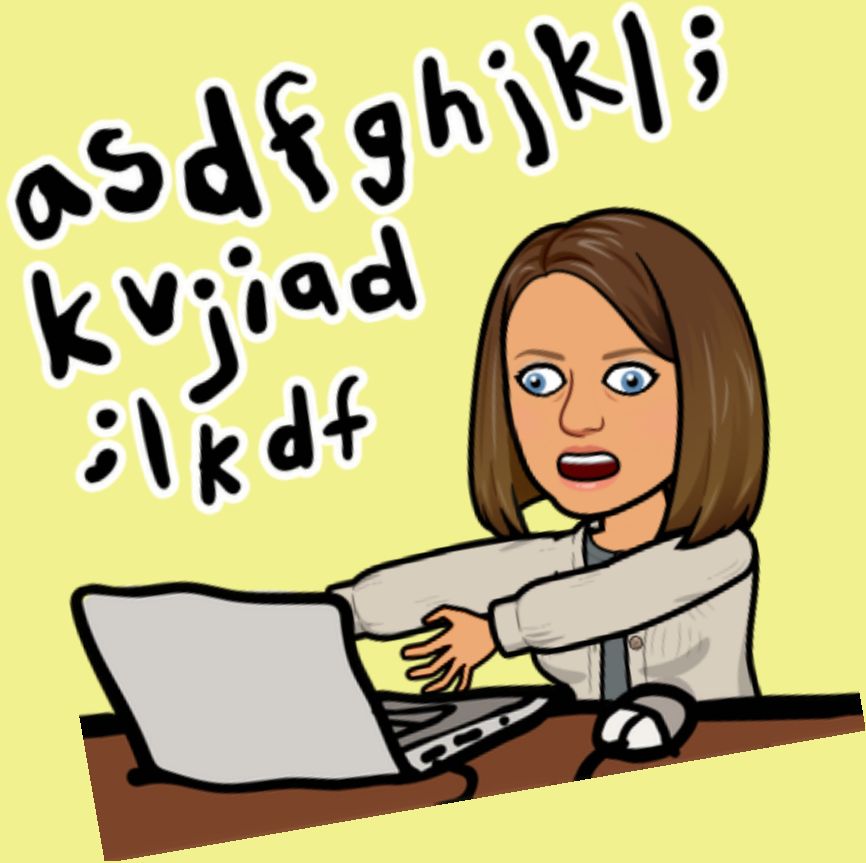
Schoolology



- Teachers will track attendance in one-hour increments during live instruction.
- Teachers will track completion of assignments in seesaw for attendance requirements.



Virtual Setup



- Set up in a quiet space that is comfortable and has access to the Internet.
- Log on daily and practice the platform we will use.
- Use all resources provided for you.
- Any questions or concerns – please ask administration or staff members

Virtual Expectations

- Be on time
- Come ready to learn
- Mute yourself
- Raise your hand if you have a question or need help
- Be Respectful



Supplies for Home

- Large Crayons
- Pencils
- Paper
- iPad (will be provided)
- Headphones (if not in a quiet space)
- If permitted, we will be putting together packets to be picked up throughout the remote learning experience.





Parents



[Parent Questionnaire- Click here!](#)

Contact Us!



Mrs. Geist- elizabeth.geist@clevelandmetroschools.org



Ms. S.- sara.suhadolnik@clevelandmetroschools.org

Website: www.clevelandmetroschools.org/jamison

We cannot wait to
meet you all!!!

