

**March**  
**03-01-2016 thru 03-31-2016**  
**and**  
**03-01-2017 thru 03-31-2017**

4/4/2017

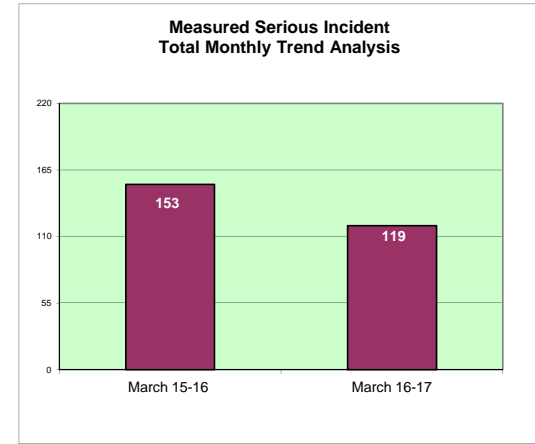
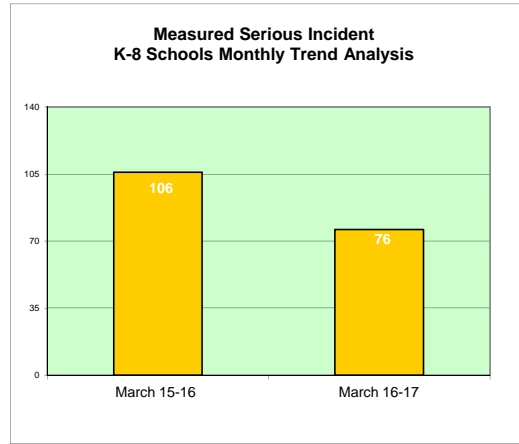
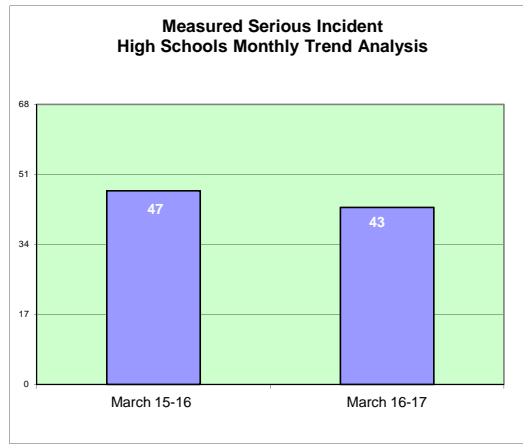
| Incident Code   | Incident Type                         | Incident Category       | Measured |
|-----------------|---------------------------------------|-------------------------|----------|
| <b>People</b>   |                                       |                         |          |
| 100             | Aggravated Murder                     | Assaults                | Yes      |
| 101             | Murder or Attempted                   | Assaults                | Yes      |
| 111             | Assault Teacher                       | Assaults                | Yes      |
| 112             | Assault Staff (Adult)                 | Assaults                | Yes      |
| 113             | Assault Security Officer              | Assaults                | Yes      |
| 114             | Assault Student                       | Assaults                | Yes      |
| 115             | Assault Other                         | Assaults                | Yes      |
| 121             | Rape                                  | Sex Offenses            | Yes      |
| 123             | Gross Sexual Imposition               | Sex Offenses            | Yes      |
| 124             | Sexual Imposition                     | Sex Offenses            | Yes      |
| 125             | Public Indecency                      | Sex Offenses            | Yes      |
| 126             | Sexual Harassment                     | Sex Offenses            | Yes      |
| 131             | Robbery                               | Robbery/Theft           | Yes      |
| 132             | Attempted Robbery                     | Robbery/Theft           | Yes      |
| 142             | Menacing                              | Menacing                | Yes      |
| 152             | Abduction or Attempted                | Family Offenses         | Yes      |
| 157             | Fighting                              | Student Misconduct      | Yes      |
| 162             | Harassment                            | Harassment/Threats      | Yes      |
| 168             | Bullying                              | Harassment/Threats      | Yes      |
| 169             | Extortion                             | Harassment/Threats      | Yes      |
| 234             | Other Criminal Activity               | People/Misconduct       | Yes      |
| <b>Property</b> |                                       |                         |          |
| 211             | Arson                                 | Arson & Fire            | Yes      |
| 221             | Vandalism School Property             | Destruction of Property | Yes      |
| 222             | Vandalism Private Property            | Property                | Yes      |
| 231             | Burglary Occupied Structure           | Burglary/Trespass       | Yes      |
| 232             | Breaking and Entering                 | Burglary/Trespass       | Yes      |
| 233             | Criminal Trespassing                  | Burglary/Trespass       | Yes      |
| 234             | Other Criminal Activity               | Burglary/Trespass       | Yes      |
| 241             | Theft of CMSD Property                | Thefts                  | Yes      |
| 242             | Theft of Private Property             | Thefts                  | Yes      |
| 243             | Theft of CMSD Computer Property       | Thefts                  | Yes      |
| 246             | Auto Theft                            | Thefts                  | Yes      |
| <b>Weapons</b>  |                                       |                         |          |
| 251             | Firearm Possession on School Property | Firearm & Weapons       | Yes      |
| 265             | Possession of Knife                   | Firearm & Weapons       | Yes      |
| 266             | Possession of Other Dangerous Weapon  | Firearm & Weapons       | Yes      |
| <b>Drugs</b>    |                                       |                         |          |
| 261             | Possession/Use of Scheduled Narcotics | Narcotic/Substances     | Yes      |
| 263             | Possession/Use of Alcohol             | Narcotic/Substances     | Yes      |
| 264             | Possession of Drug Paraphernalia      | Narcotic/Substances     | Yes      |
| <b>Other</b>    |                                       |                         |          |
| 299             | Other Serious Incident                | People/Misconduct       | Yes      |

## Safety and Security Monthly Summary - March

| High School                                  |  |          |         |          |         |       |       |             |    |   |   |   |   |             |    |   |    |   |   |
|--|--|----------|---------|----------|---------|-------|-------|-------------|----|---|---|---|---|-------------|----|---|----|---|---|
| <b>All Incidents</b>                         |  |          |         |          |         |       |       |             |    |   |   |   |   |             |    |   |    |   |   |
| March 15-16                                  | 47   |          |         |          |         |       |       |             |    |   |   |   |   |             |    |   |    |   |   |
| March 16-17                                  | 43   |          |         |          |         |       |       |             |    |   |   |   |   |             |    |   |    |   |   |
| Change                                       | -9%  |          |         |          |         |       |       |             |    |   |   |   |   |             |    |   |    |   |   |
| <b>Quantity - Measured Serious Incidents</b> |  |          |         |          |         |       |       |             |    |   |   |   |   |             |    |   |    |   |   |
|  | <table border="1" style="width: 100%; border-collapse: collapse;"> <thead> <tr> <th style="width: 10%;"></th> <th style="width: 10%;">People</th> <th style="width: 10%;">Property</th> <th style="width: 10%;">Weapons</th> <th style="width: 10%;">Drugs</th> <th style="width: 10%;">Other</th> </tr> </thead> <tbody> <tr> <td>March 15-16</td> <td style="text-align: center;">24</td> <td style="text-align: center;">8</td> <td style="text-align: center;">8</td> <td style="text-align: center;">6</td> <td style="text-align: center;">1</td> </tr> <tr> <td>March 16-17</td> <td style="text-align: center;">18</td> <td style="text-align: center;">7</td> <td style="text-align: center;">10</td> <td style="text-align: center;">7</td> <td style="text-align: center;">1</td> </tr> </tbody> </table> |          | People  | Property | Weapons | Drugs | Other | March 15-16 | 24 | 8 | 8 | 6 | 1 | March 16-17 | 18 | 7 | 10 | 7 | 1 |
|  | People   | Property | Weapons | Drugs    | Other   |       |       |             |    |   |   |   |   |             |    |   |    |   |   |
| March 15-16                                  | 24   | 8        | 8       | 6        | 1       |       |       |             |    |   |   |   |   |             |    |   |    |   |   |
| March 16-17                                  | 18   | 7        | 10      | 7        | 1       |       |       |             |    |   |   |   |   |             |    |   |    |   |   |

| K8   |   |          |         |          |         |       |       |             |    |   |   |   |   |             |    |   |   |   |   |
|--|---|----------|---------|----------|---------|-------|-------|-------------|----|---|---|---|---|-------------|----|---|---|---|---|
| <b>All Incidents</b>                         |   |          |         |          |         |       |       |             |    |   |   |   |   |             |    |   |   |   |   |
| March 15-16                                  | 106   |          |         |          |         |       |       |             |    |   |   |   |   |             |    |   |   |   |   |
| March 16-17                                  | 76  |          |         |          |         |       |       |             |    |   |   |   |   |             |    |   |   |   |   |
| Change                                       | -28%  |          |         |          |         |       |       |             |    |   |   |   |   |             |    |   |   |   |   |
| <b>Quantity - Measured Serious Incidents</b> |   |          |         |          |         |       |       |             |    |   |   |   |   |             |    |   |   |   |   |
|  | <table border="1" style="width: 100%; border-collapse: collapse;"> <thead> <tr> <th style="width: 10%;"></th> <th style="width: 10%;">People</th> <th style="width: 10%;">Property</th> <th style="width: 10%;">Weapons</th> <th style="width: 10%;">Drugs</th> <th style="width: 10%;">Other</th> </tr> </thead> <tbody> <tr> <td>March 15-16</td> <td style="text-align: center;">74</td> <td style="text-align: center;">8</td> <td style="text-align: center;">7</td> <td style="text-align: center;">8</td> <td style="text-align: center;">9</td> </tr> <tr> <td>March 16-17</td> <td style="text-align: center;">51</td> <td style="text-align: center;">8</td> <td style="text-align: center;">5</td> <td style="text-align: center;">5</td> <td style="text-align: center;">7</td> </tr> </tbody> </table> |          | People  | Property | Weapons | Drugs | Other | March 15-16 | 74 | 8 | 7 | 8 | 9 | March 16-17 | 51 | 8 | 5 | 5 | 7 |
|  | People  | Property | Weapons | Drugs    | Other   |       |       |             |    |   |   |   |   |             |    |   |   |   |   |
| March 15-16                                  | 74  | 8        | 7       | 8        | 9       |       |       |             |    |   |   |   |   |             |    |   |   |   |   |
| March 16-17                                  | 51  | 8        | 5       | 5        | 7       |       |       |             |    |   |   |   |   |             |    |   |   |   |   |

| Monthly Total                                |  |          |         |          |         |       |       |                       |    |    |    |    |    |                       |    |    |    |    |   |
|--|--|----------|---------|----------|---------|-------|-------|-----------------------|----|----|----|----|----|-----------------------|----|----|----|----|---|
| <b>All Incidents</b>                         |  |          |         |          |         |       |       |                       |    |    |    |    |    |                       |    |    |    |    |   |
| March 15-16 (Monthly)                        | 153  |          |         |          |         |       |       |                       |    |    |    |    |    |                       |    |    |    |    |   |
| March 16-17 (Monthly)                        | 119  |          |         |          |         |       |       |                       |    |    |    |    |    |                       |    |    |    |    |   |
| Change                                       | -22%   |          |         |          |         |       |       |                       |    |    |    |    |    |                       |    |    |    |    |   |
| <b>Quantity - Measured Serious Incidents</b> |  |          |         |          |         |       |       |                       |    |    |    |    |    |                       |    |    |    |    |   |
|  | <table border="1" style="width: 100%; border-collapse: collapse;"> <thead> <tr> <th style="width: 10%;"></th> <th style="width: 10%;">People</th> <th style="width: 10%;">Property</th> <th style="width: 10%;">Weapons</th> <th style="width: 10%;">Drugs</th> <th style="width: 10%;">Other</th> </tr> </thead> <tbody> <tr> <td>March 15-16 (Monthly)</td> <td style="text-align: center;">98</td> <td style="text-align: center;">16</td> <td style="text-align: center;">15</td> <td style="text-align: center;">14</td> <td style="text-align: center;">10</td> </tr> <tr> <td>March 16-17 (Monthly)</td> <td style="text-align: center;">69</td> <td style="text-align: center;">15</td> <td style="text-align: center;">15</td> <td style="text-align: center;">12</td> <td style="text-align: center;">8</td> </tr> </tbody> </table> |          | People  | Property | Weapons | Drugs | Other | March 15-16 (Monthly) | 98 | 16 | 15 | 14 | 10 | March 16-17 (Monthly) | 69 | 15 | 15 | 12 | 8 |
|  | People   | Property | Weapons | Drugs    | Other   |       |       |                       |    |    |    |    |    |                       |    |    |    |    |   |
| March 15-16 (Monthly)                        | 98   | 16       | 15      | 14       | 10      |       |       |                       |    |    |    |    |    |                       |    |    |    |    |   |
| March 16-17 (Monthly)                        | 69   | 15       | 15      | 12       | 8       |       |       |                       |    |    |    |    |    |                       |    |    |    |    |   |



## Safety and Security Summary - 2015-2016 SY (YTD) & 2016-2017 SY (YTD)

| High School                           |   |
|---------------------------------------|---|
| All Incidents                         |   |
| 15-16 SY (YTD)                        | 456   |
| 16-17 SY (YTD)                        | 389   |
| Change                                | -15%  |
| Quantity - Measured Serious Incidents |   |
|                                       | People<br>Property<br>Weapons<br>Drugs<br>Other |
| 15-16 SY (YTD)                        | 250 51 76 68 11                                 |
| 16-17 SY (YTD)                        | 176 68 60 65 20                                 |

| K8                                    |   |
|---------------------------------------|---|
| All Incidents                         |   |
| 15-16 SY (YTD)                        | 717   |
| 16-17 SY (YTD)                        | 640   |
| Change                                | -11%  |
| Quantity - Measured Serious Incidents |   |
|                                       | People<br>Property<br>Weapons<br>Drugs<br>Other |
| 15-16 SY (YTD)                        | 480 79 43 24 91                                 |
| 16-17 SY (YTD)                        | 433 76 50 23 58                                 |

| Cumulative Total                      |   |
|---------------------------------------|---|
| All Incidents                         |   |
| 15-16 SY (YTD)                        | 1,173   |
| 16-17 SY (YTD)                        | 1,029   |
| Change                                | -12%  |
| Quantity - Measured Serious Incidents |   |
|                                       | People<br>Property<br>Weapons<br>Drugs<br>Other |
| 15-16 SY (YTD)                        | 730 130 119 92 102                              |
| 16-17 SY (YTD)                        | 609 144 110 88 78                               |

