

April
04-01-2017 thru 04-30-2017
and
04-01-2018 thru 04-30-2018

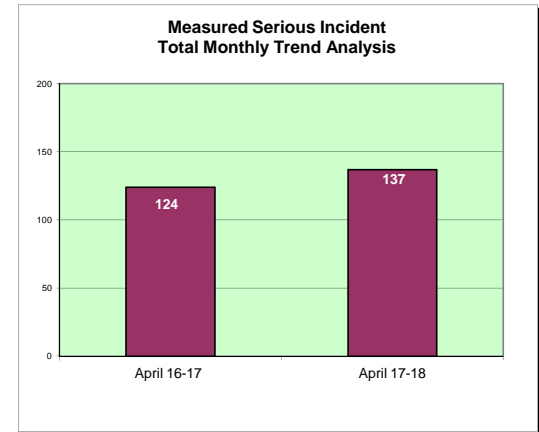
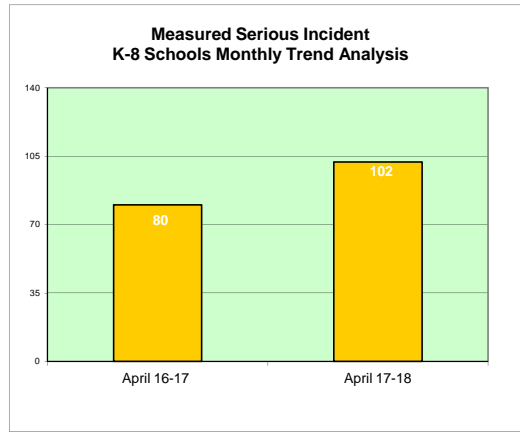
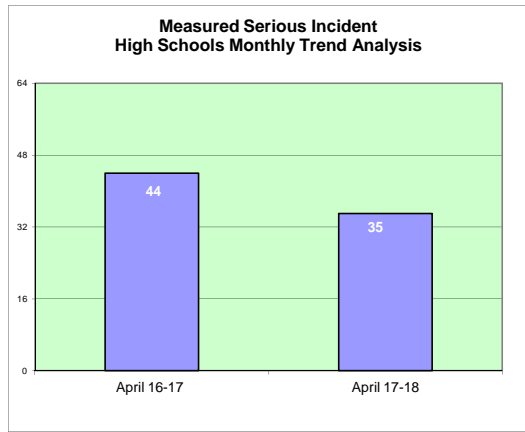
Incident Code	Incident Type	Incident Category	Measured
People			
100	Aggravated Murder	Assaults	Yes
101	Murder or Attempted	Assaults	Yes
111	Assault Teacher	Assaults	Yes
112	Assault Staff (Adult)	Assaults	Yes
113	Assault Security Officer	Assaults	Yes
114	Assault Student	Assaults	Yes
115	Assault Other	Assaults	Yes
121	Rape	Sex Offenses	Yes
123	Gross Sexual Imposition	Sex Offenses	Yes
124	Sexual Imposition	Sex Offenses	Yes
125	Public Indecency	Sex Offenses	Yes
126	Sexual Harassment	Sex Offenses	Yes
131	Robbery	Robbery/Theft	Yes
132	Attempted Robbery	Robbery/Theft	Yes
142	Menacing	Menacing	Yes
152	Abduction or Attempted	Family Offenses	Yes
157	Fighting	Student Misconduct	Yes
162	Harassment	Harassment/Threats	Yes
168	Bullying	Harassment/Threats	Yes
169	Extortion	Harassment/Threats	Yes
234	Other Criminal Activity	People/Misconduct	Yes
Property			
211	Arson	Arson & Fire	Yes
221	Vandalism School Property	Destruction of Property	Yes
222	Vandalism Private Property	Property	Yes
231	Burglary Occupied Structure	Burglary/Trespass	Yes
232	Breaking and Entering	Burglary/Trespass	Yes
233	Criminal Trespassing	Burglary/Trespass	Yes
234	Other Criminal Activity	Burglary/Trespass	Yes
241	Theft of CMSD Property	Thefts	Yes
242	Theft of Private Property	Thefts	Yes
243	Theft of CMSD Computer Property	Thefts	Yes
246	Auto Theft	Thefts	Yes
Weapons			
251	Firearm Possession on School Property	Firearm & Weapons	Yes
265	Possession of Knife	Firearm & Weapons	Yes
266	Possession of Other Dangerous Weapon	Firearm & Weapons	Yes
Drugs			
261	Possession/Use of Scheduled Narcotics	Narcotic/Substances	Yes
263	Possession/Use of Alcohol	Narcotic/Substances	Yes
264	Possession of Drug Paraphernalia	Narcotic/Substances	Yes
Other			
299	Other Serious Incident	People/Misconduct	Yes

Safety and Security Monthly Summary - April

High School					
All Incidents					
April 16-17	44				
April 17-18	35				
Change	-20%				
Quantity - Measured Serious Incidents					
	People	Property	Weapons	Drugs	Other
April 16-17	23	4	9	4	4
April 17-18	24	2	3	6	0

K8					
All Incidents					
April 16-17	80				
April 17-18	102				
Change	28%				
Quantity - Measured Serious Incidents					
	People	Property	Weapons	Drugs	Other
April 16-17	44	15	8	5	8
April 17-18	77	9	7	2	7

Monthly Total	
All Incidents	
April 16-17 (Monthly)	124
April 17-18 (Monthly)	137
Change	10%
Quantity - Measured Serious Incidents	
	People
	Property
	Weapons
	Drugs
	Other
April 16-17 (Monthly)	67
April 17-18 (Monthly)	101



Safety and Security Summary - 2016-2017 SY (YTD) & 2017-2018 SY (YTD)

High School						K8						Cumulative Total					
All Incidents						All Incidents						All Incidents					
16-17 SY (YTD)			438			16-17 SY (YTD)			722			16-17 SY (YTD)			1,160		
17-18 SY (YTD)			431			17-18 SY (YTD)			724			17-18 SY (YTD)			1,155		
Change			-2%			Change			0%			Change			0%		
Quantity - Measured Serious Incidents						Quantity - Measured Serious Incidents						Quantity - Measured Serious Incidents					
	People	Property	Weapons	Drugs	Other		People	Property	Weapons	Drugs	Other		People	Property	Weapons	Drugs	Other
16-17 SY (YTD)			204			16-17 SY (YTD)			478			16-17 SY (YTD)			682		
17-18 SY (YTD)			197			17-18 SY (YTD)			491			17-18 SY (YTD)			688		

