



Department of Finance

Fiscal Year 2019 Financial Status Report

As of July 31, 2018

Summary

The following spreadsheet shows the revenue and expenditures by month for the General Funds as of July 31, 2018. The total revenues forecasted in the May five year forecast were \$723,720,245 and expenditures were \$771,517,888. The adopted budget approved by the Board was \$795,148,749 plus carryover encumbrances of \$16,928,436 for a total appropriation of \$812,077,185.

	July	August	September	October	November	December	January	February	March	April	May	June	Total
Revenues													
Local	\$ 45,364,301	\$ -	\$ -	\$ -	\$ -	\$ -	\$ -	\$ -	\$ -	\$ -	\$ -	\$ -	\$ 45,364,301
State	\$ 37,988,664	\$ -	\$ -	\$ -	\$ -	\$ -	\$ -	\$ -	\$ -	\$ -	\$ -	\$ -	\$ 37,988,664
Federal	\$ -	\$ -	\$ -	\$ -	\$ -	\$ -	\$ -	\$ -	\$ -	\$ -	\$ -	\$ -	\$ -
Other	\$ 112,186	\$ -	\$ -	\$ -	\$ -	\$ -	\$ -	\$ -	\$ -	\$ -	\$ -	\$ -	\$ 112,186
Total Revenues	83,465,151	-	-	-	-	-	-	-	-	-	-	-	83,465,151
Expenditures													
Salaries	\$ 39,806,557	\$ -	\$ -	\$ -	\$ -	\$ -	\$ -	\$ -	\$ -	\$ -	\$ -	\$ -	\$ 39,806,557
Benefits	\$ 8,682,987	\$ -	\$ -	\$ -	\$ -	\$ -	\$ -	\$ -	\$ -	\$ -	\$ -	\$ -	\$ 8,682,987
Purchase Services	\$ 19,785,688	\$ -	\$ -	\$ -	\$ -	\$ -	\$ -	\$ -	\$ -	\$ -	\$ -	\$ -	\$ 19,785,688
Materials & Supplies	\$ 819,582	\$ -	\$ -	\$ -	\$ -	\$ -	\$ -	\$ -	\$ -	\$ -	\$ -	\$ -	\$ 819,582
Capital Outlay	\$ 421,806	\$ -	\$ -	\$ -	\$ -	\$ -	\$ -	\$ -	\$ -	\$ -	\$ -	\$ -	\$ 421,806
Other Objects	\$ 129,701	\$ -	\$ -	\$ -	\$ -	\$ -	\$ -	\$ -	\$ -	\$ -	\$ -	\$ -	\$ 129,701
Total Expenditures	69,646,319	-	-	-	-	-	-	-	-	-	-	-	69,646,319
Net Change in Cash	13,818,832	-	-	-	-	-	-	-	-	-	-	-	13,818,832

The financial information included in this report is preliminary, unaudited and subject to revision upon completion of the District's closing and audit process

CLEVELAND METROPOLITAN SCHOOL DISTRICT

MONTHLY FINANCIAL STATUS REPORT

Revenue Summary

The Cleveland Metropolitan School District is forecasting \$723,720,245 in revenue within the General Fund for the 2019 fiscal year as shown on Figure 1. As of July 31, 2018 the District has received revenue in the amount of \$83,465,151. The District will need to collect another \$640,255,094 to reach its target.

Figure 1: Forecasted Revenues and Actual Revenues

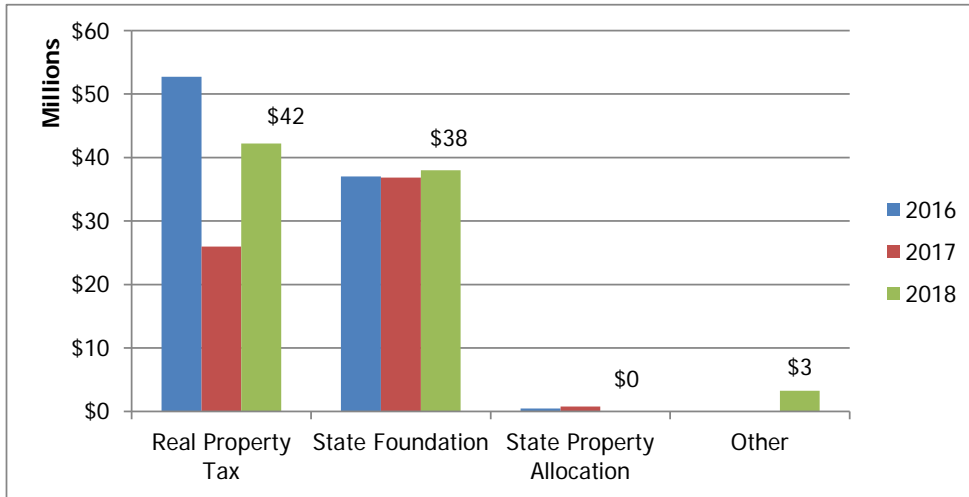
	FY ' 19 May		
	12 Month		
	Forecast	FY '19 Actual	Balance
Revenues			
Real Property Tax	\$ 187,162,811	\$ 42,197,000 (a)	\$ 144,965,811
State Foundation	448,579,128	\$ 37,988,664 (b)	410,590,464
Property Tax			
Homestead &			
Rollbacks	30,287,124	\$ -	30,287,124
CAT Tax	115,990	\$ -	115,990
Interest	1,200,000	\$ 288,770	911,230
Medicaid	5,530,612	\$ -	5,530,612
CEAP	9,468,700	\$ 2,063,640	7,405,060
Advances-In	4,000,000	\$ -	4,000,000
Casino Receipts	1,918,554	\$ -	1,918,554
Other Revenues	35,457,326	\$ 927,077	34,530,249
Total Revenues	<u>723,720,245</u>	<u>83,465,151</u>	<u>640,255,094</u>

Notes

- (a) The District received \$219,694,578 in general property taxes in FY18 and is forecasting \$187,162,811 in FY19. As of July 31, 2018 the District received \$42,197,000 in general property taxes.
- (b) The District received state funding in FY18 based on HB 529

Figure 2 below compares revenue sources to the prior two years as of July. The three years of data will be beneficial for trend analysis performed throughout the year.

Figure 2: Revenue by Category



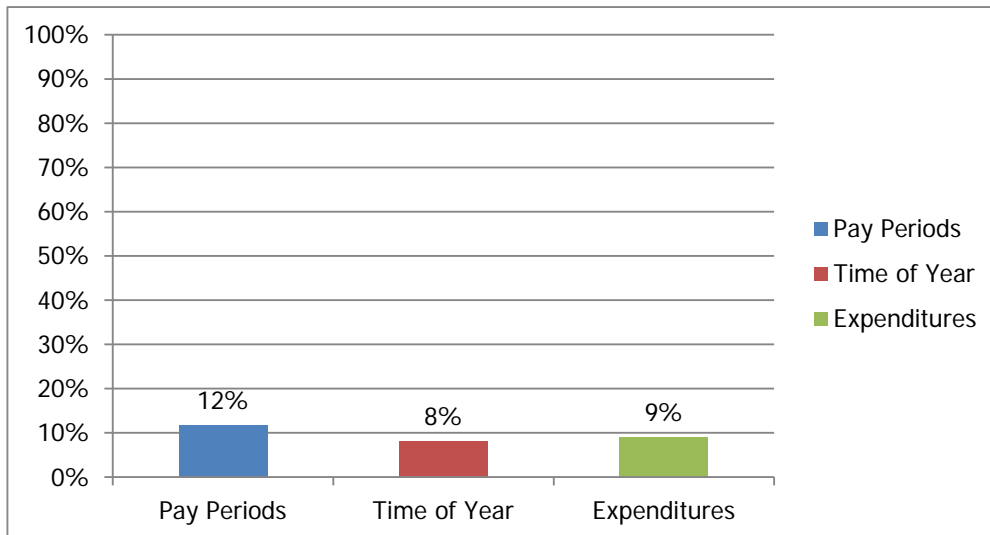
Data labels represent figures for current FY

Expenditure Summary

The fiscal year 2019 adopted General Fund budget for the District is \$795,148,749. This budget, coupled with carryover encumbrances of \$16,928,436, resulted in a \$812,077,185 appropriation for FY 2019. The following information is a financial update of the status of this appropriation through July 31, 2018.

Through July 31, 2018 the District has expended \$69,646,319 which reflects 9.00% of the District's total appropriation (see Exhibit A). The District also has outstanding encumbrances of \$35,531,178. A statistical spending range for the District is based on two analyses: first, time elapsed is one month, or 8.33%, of the fiscal year. Secondly, 3 of the 26, or 11.54%, of the total pay periods have passed. Figure 3 illustrates these points.

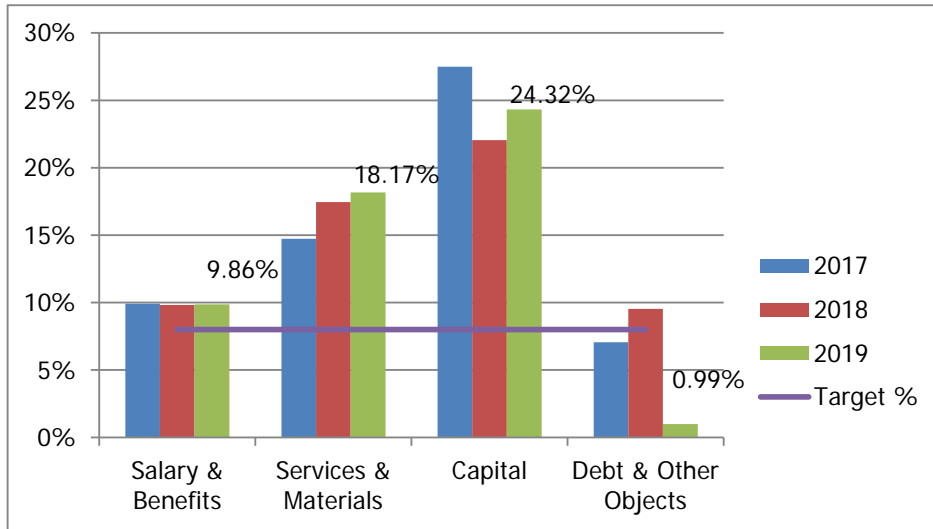
Figure 3: Expenditure Level Through July



Overall, the District's expenditure level through July is trending slightly above target based on the above analysis. As an examination of the categories of expenditures is performed, cyclical variances are noted between categories which related specifically to school opening activities.

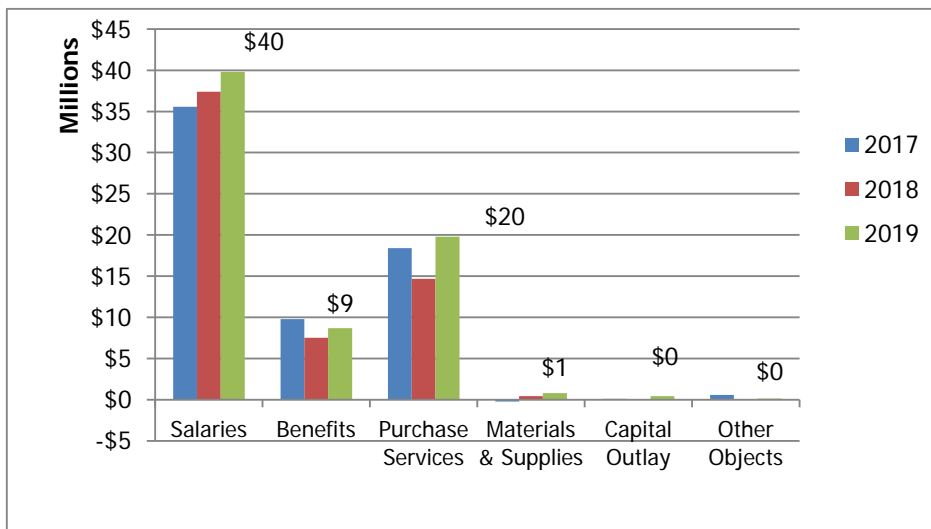
Figure 4 compares the various expenditure categories to the expected level and to the prior two years. Figure 5 provides the year to date expenditure level by category for the current year as well as the prior two. The three years of data will be beneficial for trend analysis performed throughout the year. Further discussion of these two figures is included on the following page.

Figure 4: % Spend to Budget for YTD Expenditures



Target percent of 8.33% is based on the # of months completed in the current year.

Figure 5: Expenditure by Category



Data labels represent figures for current FY

As Figures 4 and 5 illustrate, overall salaries and fringe benefits are slightly higher than prior years but are under budget. The trend line in Figure 4 is based on the time elapsed for the year and does not take into account that we had three payrolls in July. As the year progresses, we expect the salaries to align with the trend line. Salaries averaged \$13.2 million in July which is equal to the \$13.2 million average in June. Health care costs are forecasted to increase 7.5% in FY 19 from FY 18. The District's June credit card payment was paid in early July due to a processing issue. This included a \$2.5 million payment to Worker's compensation which resulted in a higher than expected amount in fringe benefits for the month and explains the increase from last year.

The current year Purchased Services and Materials categories indicate a 19% encumbrance/expenditure level for this month. This is consistent with prior years and the cyclical nature of school operations. The credit card payment issue described in the prior paragraph also increased the total for this category.

The Capital encumbrance/expenditure level, whose budget comprises only .6% of the total General Fund budget, indicates a 24% encumbrance/expenditure level for this month. It should be noted that the vast majority of on-going construction projects are accounted for in other funds and therefore not reflected in the encumbrances/expenditures above.

Finally, the debt service and other objects category of encumbrance/expenditures, which mainly reflects the payment of principal and interest for the energy conservation notes and QZAB notes, treasurer and auditor fees, and the transfer of monies to other District funds (as required by State regulations), is as expected as of July 31, 2018. Debt payments occur in July and April while the transfer of monies to other District funds will occur in June.



Contracts Issued in Month Between \$25,000
and \$50,000

04:53 PM
09/12/2018
Page 1 of 2

First Day of Month: 07/01/2018

Last Day of Month: 07/31/2018

Company: Cleveland Metropolitan School District

Accounting Date for Operational Transaction	Supplier	Supplier Contract	Total Contract Amount
07/01/2018	Getco, Inc.	CON-10000039: PO 0503665	35,950.00
07/01/2018	Oneal Snow Removal LLC	CON-10001243: PO 0513438	46,905.00
07/01/2018	Ryan Consulting Group, Inc.	CON-10002909: WPO 0005494	29,000.00
07/01/2018	Education Research and Development, LLC	CON-10003300: Case Study principal supervisor work	45,000.00
07/01/2018	Education Adjuncts LLC	CON-10003365: Educational consulting	26,443.52
07/01/2018	Spok Inc	CON-10003398: Paging Services	25,000.00
07/01/2018	S.A. Comunale Co., Inc.	CON-10003411: Fire Extinguishers and Service	25,000.00
07/01/2018	Tab's Pest Control Serv	CON-10003412: Pest Control Services	45,000.00
07/01/2018	Jheri M. Germany	CON-10003650: All-City 17-18: Germany, Jheri	35,000.00
07/01/2018	Open Tone Music LLC	CON-10003654: All-City 17-18: Open Tone Music, LLC (s)	40,000.00
07/01/2018	Transperfect Translations International, Inc.	CON-10003968: TRANSPERFECT	40,000.00
07/01/2018	India Burton	CON-10004094: Artists In Residence Agreement	31,307.20
07/01/2018	Willie C McMillon III	CON-10004099: Willie McMillon II	25,807.20
07/01/2018	William B Woods	CON-10004381: Artist-In-Residence	30,000.00
07/01/2018	Allied Glass Services	CON-10004662: Glazing service	32,000.00
07/01/2018	Borchert Fence Co Inc	CON-10004665: Fence repair	25,000.00
07/01/2018	Getco, Inc.	CON-10004679: Environmental services	25,000.00
07/01/2018	Herb's Pumps Inc.	CON-10004681: Pump repair service	25,000.00
07/01/2018	Lakeside Supply Co	CON-10004723: material/supplies	37,000.00
07/01/2018	Grainger Industrial	CON-10004732: Material/supplies	29,391.15
07/01/2018	Gaylea Prichard-Silvers	CON-10004864: Prichard-Silvers Instructional Consulting	46,305.00
07/01/2018	Educational Service Center Of Northeast Ohio	CON-10005404: Educational Service Center PD	42,525.00
07/01/2018	Area Temps Inc.	CON-10005472: Services	28,000.00
07/01/2018	Electrical Appliance Repair Service Inc	CON-10005519: Repair Services for Food Service Equipment	31,099.53
07/01/2018	Cross Thread Solutions LLC	CON-10006184: TRANSLATIONS/INTERPRETATION SERVICES	30,000.00
07/01/2018	Alicia Carney	CON-10006797: Artist in Residence	25,807.20
07/01/2018	The Cleanout Kings, LLC	CON-10007066: Snowplowing Contract	25,000.00
07/01/2018	Paladin Protective Systems Inc	CON-10007254: Fire Alarm inspections	26,750.57
07/01/2018	Doubletree By Hilton Cleveland East/Beachwood	CON-10007463: Pre-K - 3 Teachers / Conference	31,476.00
07/01/2018	Fungame Sports	CON-10007760: School of One - 2018 Social Emotional Learning	44,000.00
07/01/2018	Franklin Covey Client Sales Inc.	CON-10009364: Leader in Me Program (Waverly School)	40,728.73
07/01/2018	Franklin Covey Client Sales Inc.	CON-10009365: Leader in Me Program (Alfred Benesch)	39,387.58
07/01/2018	Franklin Covey Client Sales Inc.	CON-10009366: Leader in Me Program (Robert Jamison)	41,138.18
07/01/2018	Apple Education Mailstop #198-Ed	CON-10010071: APPLE PD	42,500.00
07/01/2018	Great Day! Tours Aka Cuyahoga Marketing Service, Inc.	CON-10011514: VARIOUS ATHLETIC TRIPS BLANKET CONTRACT 2017-2018 TRIPS	29,711.00
07/01/2018	Berea City Schl District Board Of Education	CON-10011544: Tuition - 03	26,412.06
07/01/2018	Intellinet Corporation	CON-10011588: Email Support Services	36,000.00
07/01/2018	Psi Affiliates, Inc.	CON-10011821: Psychological Services-Various Nonpublic Schools	35,940.16
07/01/2018	Weidenhammer Systems Corp	CON-10011863: CIMS Maintenance Renewal	34,500.00
07/01/2018	Fitspirit Intl. Fitness Inc.	CON-10012010: FitSpirit 2018/2019	47,999.88
07/01/2018	Loudonville-Perryville Exempted Village Sd	CON-10012331: Invoice MYA0000124	34,202.00



Contracts Issued in Month Between \$25,000
and \$50,000

Accounting Date for Operational Transaction	Supplier	Supplier Contract	Total Contract Amount
07/01/2018	Educational Service Center Of Northeast Ohio	CON-10012657: Invoice CLV532	35,889.00
07/01/2018	Transformative Solutions In Education	CON-10012681: Professional Development	25,500.00
07/01/2018	Stonebrook Montessori	CON-10012748: 1st Half Property Tax Distribution	38,260.42
07/01/2018	Lakeshore Intergenerational School	CON-10012757: 1st Half Property Tax Distribution	39,088.22
07/01/2018	Menlo Park Academy	CON-10012758: 1st Half Property Tax Distribution	37,520.20
07/02/2018	Popowski Paint & Paper, Inc.	CON-10011440: Paint corridors	49,900.00
07/09/2018	Blackboard, Inc.	CON-10011577: 2018-19 Mobile Communications App	45,604.20
07/13/2018	Lakefront Lines Inc.	CON-10011657: 2018-2019 BLANKET SUPPLIER CONTRACT FOR HIGH SCHOOL SPORTS K-8 TRANSPORTATION	25,000.00
07/13/2018	Bvip Limousine Service Ltd.	CON-10011658: 2018-2019 BLANKET SUPPLIER CONTRACT FOR HIGH SCHOOL SPORTS K-8 TRANSPORTATION	25,000.00
07/16/2018	Houghton Mifflin Harcourt	CON-10011689: I READ 18/19SY	42,675.00
07/17/2018	Ohg Joint Venture	CON-10011709: Planetarium Demo Owners Agent	37,724.79
07/17/2018	Ohg Joint Venture	CON-10011713: OHG Summer Work Bryant & Agassiz	27,859.92
07/17/2018	Allied Glass Services	CON-10011722: Replace Windows	43,500.00
07/18/2018	Treasurer State Of Ohio Bureau Of Criminal Invest	CON-10011793: Background Checks - June	28,538.00
07/20/2018	Agm Energy Services, LLC	CON-10011887: JACE	34,376.19
07/20/2018	Kivu Consulting Inc.	CON-10011917: Computer breach services	47,052.50
07/20/2018	Relmec Mechanical LLC	CON-10011922: WDC - 10 ton AC unit	28,020.00
07/26/2018	Renaissance Learning, Inc.	CON-10011947: Renaissance Learning PD_2018	25,199.00
07/26/2018	Hylant Group - Independence	CON-10012043: Medical Professional Liability	26,858.00
07/26/2018	Hylant Group - Independence	CON-10012053: Broker Fees for Property Insurance	40,000.00
07/27/2018	Center For Leadership In School Reform	CON-10012065: Schlechty Center NE OHIO Innovative Network	25,000.00
07/31/2018	Area Temps Inc.	CON-10012131: Staff Services	30,000.00
07/31/2018	Ulmer & Berne LLP	CON-10012140: Settlement	46,000.00
07/31/2018	Mobile Medical Service Inc.	CON-10012146: 18-19 Physicals	49,985.00



Purchase Orders Issued in Month Between
\$25,000 and \$50,000

Issued On or After: 07/01/2018
Issued On or Before: 07/31/2018

Issued Date	PO Number	Supplier	Total PO Amount
07/06/2018	PO-10016892	Cerni Motor Sales, Inc.	30,978.50
07/18/2018	PO-10018513	R&A Sports Inc. DBA Adler Sporting Goods	40,792.50
07/18/2018	PO-10018703	Identiphot Company Ltd	27,125.00
07/18/2018	PO-10018704	Tierney Brothers, Inc.	27,488.00
07/20/2018	PO-10015321	Scholastic Classroom & Library Group	31,495.50
07/27/2018	PO-10019117	Pearson Learning	32,316.94