



Department of Finance

# Fiscal Year 2022 Financial Status Report

As of August 31, 2021

**Cleveland Metropolitan School District (Cuyahoga County)**  
**FY2022 MONTHLY OVERSIGHT MONITORING - Budget vs. Actual Variance Analysis**

Actuals Through: **August**

Date Completed: **8/31/2021**

		2021								2022						YTD Actual	YTD Estimated	YTD Variance	Remaining Estimates	YTD Actual + Remaining Estimates	Official Forecast/Estimate	FY Variance
		Jul Actual	Aug Estimate	Aug Actual	Aug Variance	Sep Estimate	Oct Estimate	Nov Estimate	Dec Estimate	Jan Estimate	Feb Estimate	Mar Estimate	Apr Estimate	May Estimate	Jun Estimate							
<b>REVENUES - OPERATIONAL</b>																						
1.010	General Property Tax (Real Estate)	22,426,000	76,554,988	79,063,623	2,508,635	0	0	0	0	14,561,104	94,594,232	1,560,118	0	0	6,927,887	101,489,623	98,547,367	2,942,256	117,643,342	219,132,965	216,190,709	1%
1.020	Tangible Personal Property Tax	0	18,761,949	19,129,282	367,333	0	0	0	0	0	0	21,191,574	0	0	0	19,129,282	18,761,949	367,333	21,191,574	40,320,856	39,953,523	1%
1.035	Unrestricted State Grants-in-Aid	28,007,137	21,215,884	20,983,697	(232,188)	21,215,884	21,215,884	21,215,884	21,215,883	21,184,891	21,184,891	21,184,891	21,184,891	21,184,891	21,696,380	48,990,834	42,431,769	6,559,066	212,484,371	261,475,206	254,916,140	3%
1.040	Restricted State Grants-in-Aid	4,388,306	4,487,018	4,388,306	(98,712)	4,487,018	4,487,018	4,487,018	4,487,018	4,569,278	4,569,278	4,569,278	4,569,278	4,569,278	4,891,174	8,776,613	8,974,037	(197,424)	45,685,639	54,462,252	54,659,676	0%
1.050	Property Tax Allocation	0	0	0	0	0	9,281,637	0	0	0	0	0	9,856,774	0	0	0	0	0	0	19,138,411	19,138,411	0%
1.060	All Other Revenues	6,019,055	5,242,774	7,079,034	1,836,259	1,164,293	1,828,758	2,202,235	7,752,312	1,976,483	2,394,026	3,356,794	1,480,542	1,783,065	1,398,580	13,098,089	9,816,750	3,281,339	25,337,086	38,435,175	35,153,836	9%
<b>TOTAL OPERATING REVENUE</b>		<b>60,840,499</b>	<b>126,262,615</b>	<b>130,643,942</b>	<b>4,381,327</b>	<b>26,867,196</b>	<b>36,813,298</b>	<b>27,905,137</b>	<b>33,455,213</b>	<b>42,291,757</b>	<b>122,742,427</b>	<b>51,862,655</b>	<b>37,091,485</b>	<b>27,537,234</b>	<b>34,914,021</b>	<b>191,484,441</b>	<b>178,531,871</b>	<b>12,952,569</b>	<b>441,480,424</b>	<b>632,964,865</b>	<b>620,012,295</b>	<b>2%</b>

<b>REVENUES - NON-OPERATING</b>																						
2.050	Advances-In	0	0	0	0	5,000,000	0	0	0	0	0	0	0	0	0	0	0	0	5,000,000	5,000,000	5,000,000	0%
2.060	All Other Financing Sources	2,976	20,833	6,034	(14,799)	20,833	20,833	20,833	20,833	29,704	29,704	14,185	705	705	705	9,010	41,666	(32,656)	158,334	167,344	200,000	-16%
<b>2.070 Total Other Financing Sources</b>		<b>2,976</b>	<b>20,833</b>	<b>6,034</b>	<b>(14,799)</b>	<b>5,020,833</b>	<b>20,833</b>	<b>20,833</b>	<b>20,833</b>	<b>29,704</b>	<b>29,704</b>	<b>14,185</b>	<b>705</b>	<b>705</b>	<b>705</b>	<b>9,010</b>	<b>41,666</b>	<b>(32,656)</b>	<b>5,158,334</b>	<b>5,167,344</b>	<b>5,200,000</b>	<b>-1%</b>

<b>2.080 TOTAL REVENUE</b>	<b>60,843,475</b>	<b>126,283,448</b>	<b>130,649,976</b>	<b>4,366,528</b>	<b>31,888,029</b>	<b>36,834,131</b>	<b>27,925,970</b>	<b>33,476,046</b>	<b>42,321,460</b>	<b>122,772,131</b>	<b>51,876,840</b>	<b>37,092,190</b>	<b>27,537,939</b>	<b>34,914,021</b>	<b>191,493,450</b>	<b>178,573,537</b>	<b>12,919,913</b>	<b>446,638,758</b>	<b>638,132,208</b>	<b>625,212,295</b>	<b>2%</b>
----------------------------	-------------------	--------------------	--------------------	------------------	-------------------	-------------------	-------------------	-------------------	-------------------	--------------------	-------------------	-------------------	-------------------	-------------------	--------------------	--------------------	-------------------	--------------------	--------------------	--------------------	-----------

<b>EXPENDITURES</b>																						
3.010	Personal Services	27,609,690	29,746,438	29,020,517	(725,921)	29,711,423	33,701,844	28,708,787	27,929,630	28,287,489	28,446,885	28,091,584	33,599,007	32,360,542	29,469,867	56,630,207	60,275,037	(3,644,830)	300,307,058	356,937,265	360,582,095	-1%
3.020	Benefits	12,474,075	12,303,373	11,627,081	(676,292)	11,446,844	12,788,042	12,534,942	12,262,078	14,164,655	12,936,446	12,806,709	12,534,942	12,341,457	9,600,741	24,101,156	24,372,662	(271,506)	123,416,857	147,518,013	147,789,519	0%
3.030	Purchased Services	6,482,085	7,256,986	8,126,169	869,183	6,340,816	5,680,738	5,748,069	5,748,069	5,739,766	5,631,421	6,117,600	6,045,196	6,111,059	4,635,756	14,608,254	12,425,757	2,182,497	57,798,490	72,406,744	70,224,247	3%
3.040	Supplies and Materials	299,963	1,372,139	1,137,180	(234,959)	1,402,234	1,707,359	1,111,126	1,111,126	1,011,346	608,605	730,464	570,272	639,530	127,054	1,437,144	2,298,590	(861,446)	9,019,114	10,456,258	11,317,704	-8%
3.050	Capital Outlay	8,104	277,602	36,986	(240,616)	245,508	266,576	174,968	174,968	98,332	80,147	100,713	123,066	197,737	78,381	45,090	597,102	(552,012)	1,540,396	1,585,486	2,137,498	-26%
4.300	Other Objects	2,186,771	2,768,476	2,608,775	(159,701)	337,454	249,035	249,035	249,035	249,035	249,035	1,480,882	249,035	249,035	249,035	4,795,546	4,017,511	778,035	3,810,616	8,606,162	7,828,127	10%
5.010	Operating Transfers-Out		0	0	0	0	0	0	0	0	0	0	0	0	1,000,000	0	0	0	1,000,000	1,000,000	1,000,000	0%
5.020	Advances-Out		0	0	0	0	0	0	0	0	0	0	0	0	5,000,000	0	0	0	5,000,000	5,000,000	5,000,000	0%
<b>5.050 TOTAL EXPENDITURES</b>		<b>49,060,688</b>	<b>53,725,014</b>	<b>52,556,708</b>	<b>(1,168,305)</b>	<b>49,484,279</b>	<b>54,393,594</b>	<b>48,526,926</b>	<b>47,474,905</b>	<b>49,550,622</b>	<b>47,952,539</b>	<b>49,327,952</b>	<b>53,121,519</b>	<b>51,899,360</b>	<b>50,160,834</b>	<b>101,617,397</b>	<b>103,986,659</b>	<b>(2,369,262)</b>	<b>501,892,531</b>	<b>603,509,928</b>	<b>605,879,190</b>	<b>0%</b>

<b>6.010 Monthly Excess/Shortfall (rev.- exp.)</b>	<b>11,782,786</b>	<b>72,558,434</b>	<b>78,093,267</b>	<b>5,534,833</b>	<b>(17,596,250)</b>	<b>(17,559,463)</b>	<b>(20,600,956)</b>	<b>(13,998,859)</b>	<b>(7,229,162)</b>	<b>74,819,591</b>	<b>2,548,888</b>	<b>(16,029,329)</b>	<b>(24,361,421)</b>	<b>(15,246,813)</b>	<b>89,876,054</b>	<b>74,586,878</b>	<b>15,289,175</b>	<b>(55,253,773)</b>	<b>34,622,280</b>		
--	-------------------	-------------------	-------------------	------------------	---------------------	---------------------	---------------------	---------------------	--------------------	-------------------	------------------	---------------------	---------------------	---------------------	-------------------	-------------------	-------------------	---------------------	-------------------	--	--

<b>Beginning Balance</b>	102,846,223	104,874,667	114,629,009	9,754,342	177,433,101	159,836,852	142,277,389	121,676,433	107,677,574	100,448,412	175,268,003	177,816,891	161,787,562	137,426,141							
<b>6.010 Cumulative Excess/Shortfall (rev.- exp.)</b>	<b>11,782,786</b>		<b>89,876,054</b>																		
<b>Ending Cash Balance</b>	<b>114,629,009</b>	<b>177,433,101</b>	<b>192,722,277</b>	<b>15,289,175</b>	<b>159,836,852</b>	<b>142,277,389</b>	<b>121,676,433</b>	<b>107,677,574</b>	<b>100,448,412</b>	<b>175,268,003</b>	<b>177,816,891</b>	<b>161,787,562</b>	<b>137,426,141</b>	<b>122,179,328</b>							
Encumbrances	26,930,443	16,000,000	31,231,265	15,231,265	16,000,000	16,000,000	16,000,000	16,000,000	16,000,000	16,000,000	16,000,000	16,000,000	16,000,000	16,000,000							
<b>UNENCUMBERED CASH BALANCE</b>	<b>87,698,566</b>	<b>161,433,101</b>	<b>161,491,012</b>	<b>57,911</b>	<b>143,836,852</b>	<b>126,277,389</b>	<b>105,676,433</b>	<b>91,677,574</b>	<b>84,448,412</b>	<b>159,268,003</b>	<b>161,816,891</b>	<b>145,787,562</b>	<b>121,426,141</b>	<b>106,179,328</b>							

FY Beginning Cash=> 102,846,223  
 Current Cash=> 192,722,277  
 Projected Ending Cash=> 137,468,503  
 Using Assumed Remaining Estimates

\*Projected total year is based on YTD actuals plus remaining monthly estimates. Timing of revenues and expenditures can make a significant swing in projections.

**Notes-Monthly Significant Variances Between Estimated Amounts and Actual Amounts of Revenue and Expenditure Lines Above (Add monthly headings and lines as needed for all notes throughout the year for a cumulative history of significant variances):**

Jul Notes: On the revenue side, there is a significant variance between the estimate and actual for Unrestricted State Grants. This category contains the revenue of the new State formula. As the state continues to enter the new State formula, there should be a correction to bring us back to our estimated amounts. Additionally on the revenue side, there was a positive variance in other revenue, this was a result in the District receiving our Medicaid reimbursement we expected to receive back in June. On the expenditure side, there was a positive variance in Personal Services, as the District continues to fill vacant positions, we would expect this to get closer to our variance. Also on the expenditure side, there was negative variance in Purchased Services and Other Objects. On the Purchased Services side this was a result in the District catching up on some passed due utility bills. In Other Objects, this variance was caused by the District paying all of its liability insurance for the entire year in July.

Aug Notes: In revenue, Property Tax collected for the 2nd half of calendar year of 2021 came in slightly above than what was expected. Our current collection rate increased less than 1% from the previous year. We are still monitoring the change in the state formula as it should be fully implemented in October. In expenses, all areas except Purchased Services came in below than its estimate. Purchased Services continue to be slightly above expectations because we have been catching up in some passed due utility bills

# CLEVELAND METROPOLITAN SCHOOL DISTRICT

## MONTHLY FINANCIAL STATUS REPORT

### Revenue Summary

The Cleveland Metropolitan School District is forecasted \$625,212,295 in revenue within the General Fund for the 2022 fiscal year as shown on Figure 1. As of August 31, 2021 the District has received revenue in the amount of \$191,493,450. The District will need to collect another \$433,718,845 to reach its target.

**Figure 1: Forecasted Revenues and Actual Revenues**

	<u>FY '22 Budget</u>	<u>FY '22 Actual</u>	<u>Balance</u>
<b>Revenues</b>			
General Property Tax	\$ 216,190,709	\$ 101,489,622 (a)	\$ (114,701,087)
Personal Property Tax	39,953,523	\$ 19,129,282 (b)	(20,824,241)
State Grants-in-Aid	309,575,816	\$ 57,767,447	(251,808,369)
Property Tax Allocation	19,138,411	\$ -	(19,138,411)
Other Revenues	35,153,836	\$ 13,098,089	(22,055,747)
Advances In	5,000,000	\$ -	(5,000,000)
Other Financing Sources	200,000	\$ 9,010	(190,990)
<b>Total Revenues</b>	<u>625,212,295</u>	<u>191,493,450</u>	<u>(433,718,845)</u>

*Negative balance represents amount remaining to be collected for the year, positive balances represent amount collected in excess of estimate. Numbers listed in green are **On Target** to meet or exceed forecast, those listed in red are **At Risk** of not meeting the forecast.*

Notes

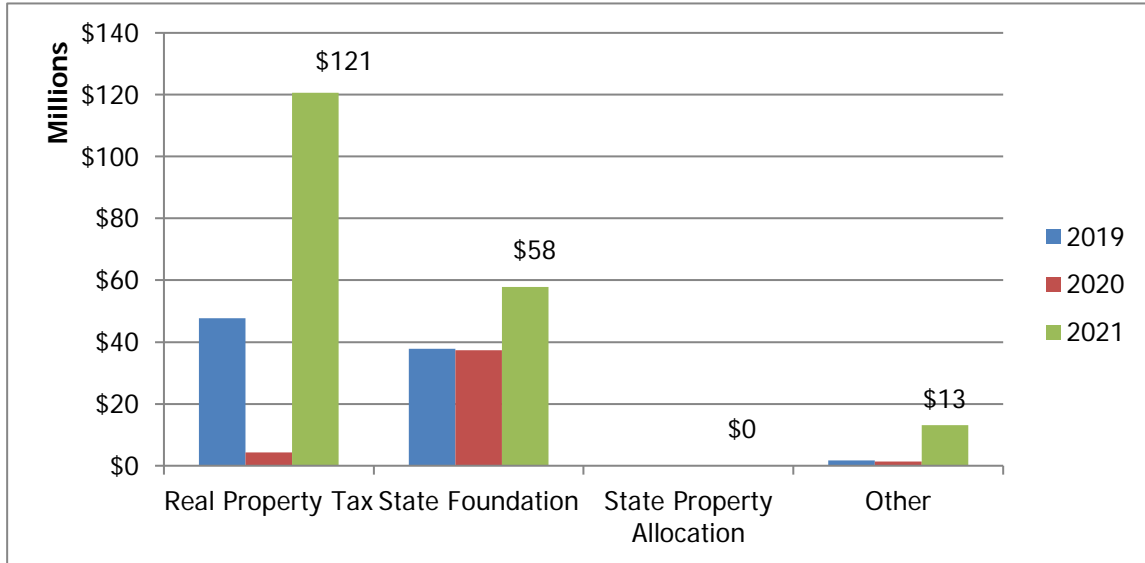
- (a) The District received \$207,515,493 in general property taxes in FY21 and forecasted \$216,190,709 in FY22. As of August 31, 2021 the District has received \$101,489,622.
- (b) The District will receive state funding in FY22 based on HB 110.

# CLEVELAND METROPOLITAN SCHOOL DISTRICT

## MONTHLY FINANCIAL STATUS REPORT

Figure 2 below compares revenue sources to the prior two years as of August. The three years of data will be beneficial for trend analysis performed throughout the year.

Figure 2: Revenue by Category



\*Data labels represent figures for current FY\*

# CLEVELAND METROPOLITAN SCHOOL DISTRICT

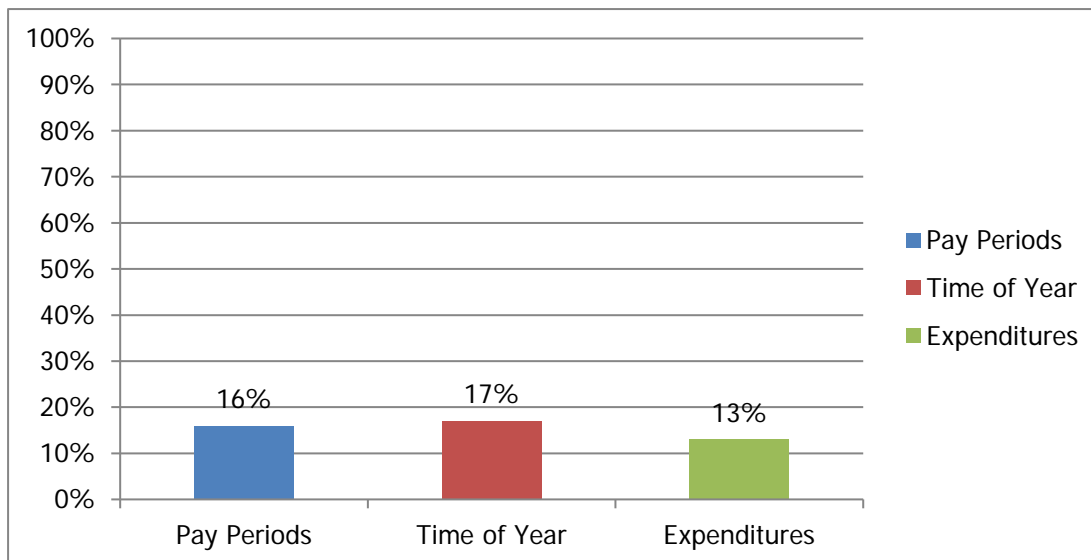
## MONTHLY FINANCIAL STATUS REPORT

### Expenditure Summary

For fiscal year 2022 the board passed an appropriation of \$746,133,988, which was based on what the District expected to spend prior to the passage of HB 110. When the new house bill was passed, the District only expects to spend about \$605,879,190 due to changes in the way Charter Schools and Scholarships are funded by the State. The new expected amount of expenditures, coupled with carryover encumbrances of \$12,982,836, resulted in a \$618,862,026 appropriation for FY 2022. The following information is a financial update of the status of the appropriation through July 31, 2021.

Through August 31, 2021 the District has expended \$101,617,396 which reflects 13.00% of the District's total appropriation (see Exhibit A). The District also has outstanding encumbrances of \$26,930,443. A statistical spending range for the District is based on two analyses: first, time elapsed is two months, or 16.67%, of the fiscal year. Secondly, 8 of the 50, or 16.00%, of the total pay periods have passed. Figure 3 illustrates these points.

Figure 3: Expenditure Level Through August



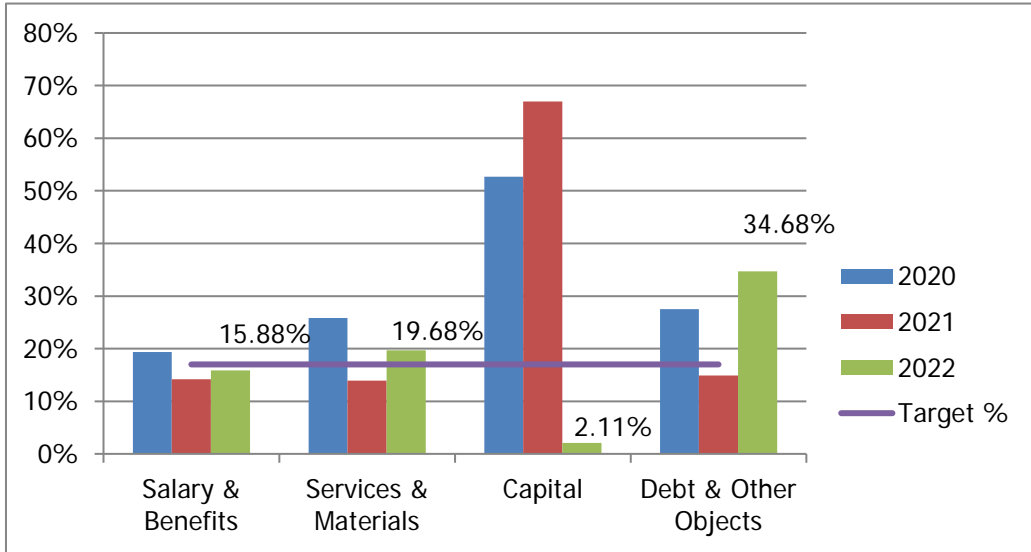
Overall, the District's expenditure level through August is slightly below target based on the above analysis. As an examination of the categories of expenditures is performed, cyclical variances are noted between categories which related specifically to school opening activities.

# CLEVELAND METROPOLITAN SCHOOL DISTRICT

## MONTHLY FINANCIAL STATUS REPORT

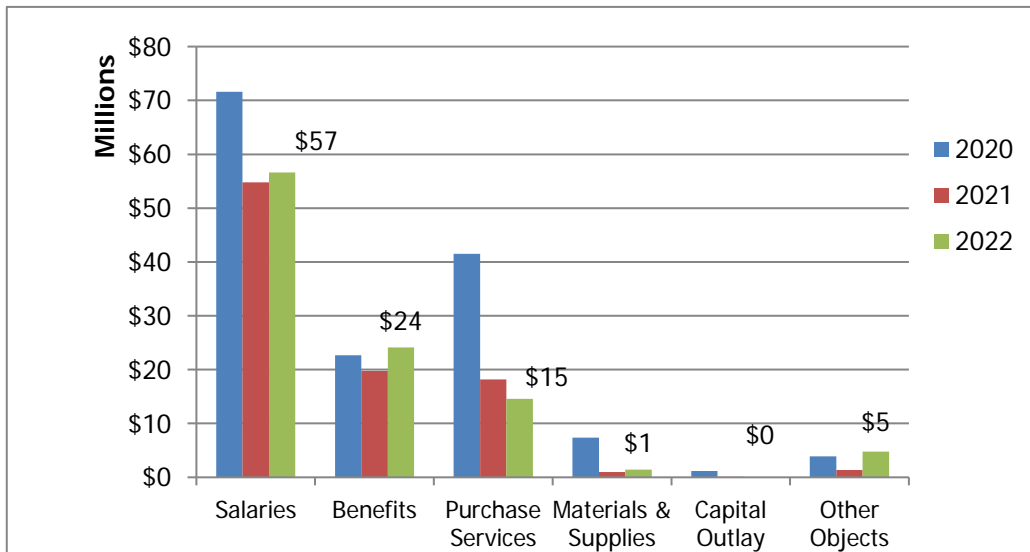
Figure 4 compares the various expenditure categories to the expected level and to the prior two years. Figure 5 provides the year to date expenditure level by category for the current year as well as the prior two. The three years of data will be beneficial for trend analysis performed throughout the year. Further discussion of these two figures is included on the following page.

**Figure 4: % Spend to Budget for YTD Expenditures**



Target percent of 16.67% is based on the # of months completed in the current year.

**Figure 5: Expenditure by Category**



\*Data labels represent figures for current FY\*

# CLEVELAND METROPOLITAN SCHOOL DISTRICT

## MONTHLY FINANCIAL STATUS REPORT

As Figures 4 and 5 illustrate, overall salaries and fringe benefits are less than prior years due to the pandemic. The trend line in Figure 4 is based on the time elapsed for the year. Health care costs are forecasted to increase 7.5% in FY 22 from FY 21.

The current year Purchased Services and Materials categories indicate a 19.68% encumbrance/expenditure level for this month.

The Capital encumbrance/expenditure level, whose budget comprises only .7% of the total General Fund budget, indicates a 2.11% encumbrance/expenditure level for this month. It should be noted that the vast majority of on-going construction projects are accounted for in other funds and therefore not reflected in the encumbrances/expenditures above.

Finally, the debt service and other objects category of encumbrance/expenditures, which mainly reflects the payment of treasurer and auditor fees, and the transfer of monies to other District funds (as required by State regulations), is as expected as of July 31, 2021. Debt payments occur in July and April while the transfer of monies to other District funds will occur in June.

# CLEVELAND METROPOLITAN SCHOOL DISTRICT

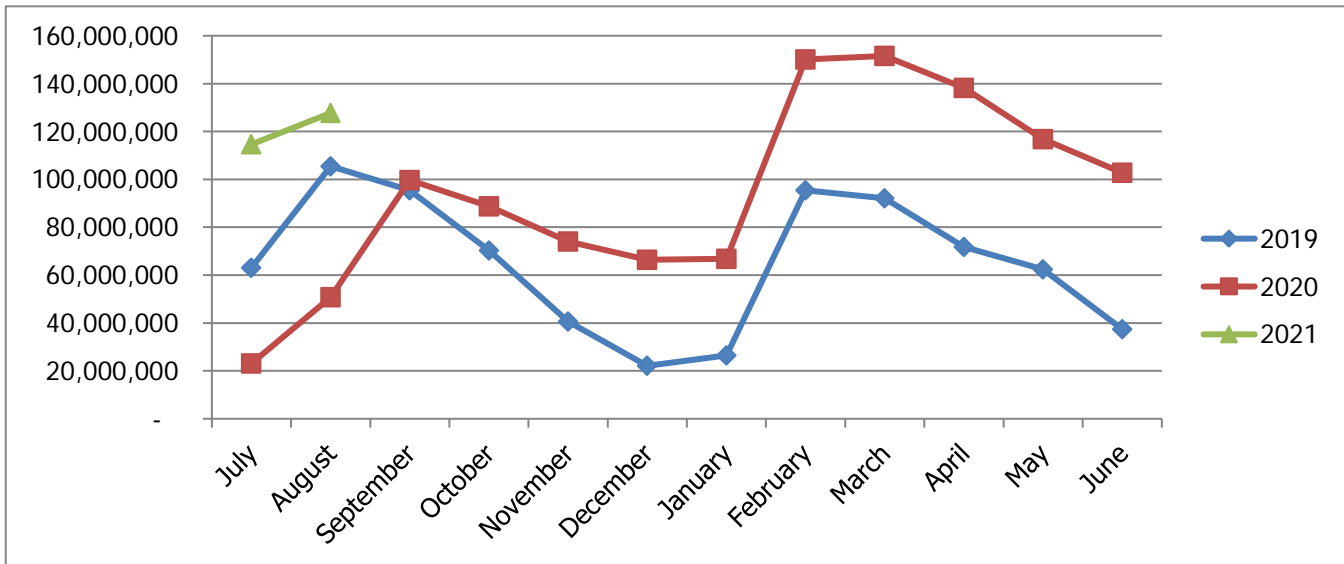
## MONTHLY FINANCIAL STATUS REPORT

### Cash Balances

The cash balance as of August 31, 2021 is \$192,722,277. The unencumbered balance as of August 31, 2021 is \$161,491,012. See below for details.

	FY '21
Beginning Cash Balance	\$ 102,846,223
Total Revenues	191,493,450
Total Expenses	101,617,396
Revenue over Expenses	89,876,054
Ending Cash Balance	192,722,277
Encumbrances/Reserves	31,231,265
Unencumbered Balance	<u>\$ 161,491,012</u>

**Figure 6: Cash Balances Last 3 Years**





**CMSD Bank Reconciliation Summary**

**Period Ending: 8/31/2021**

<b>Bank Account</b>	<b>Bank Balance</b>	<b>Outstanding Checks</b>	<b>Other Reconciling Items</b>	<b>Book Balance</b>
<b>Key BAI2 Accounts</b>				
Food Services (9871)	\$666,611.26			\$666,611.26
Student Activities (9912)	\$2,029,400.95			\$2,029,400.95
AP Concentration (4657)	\$4,035,454.21	\$7,638,767.77		(\$3,603,313.56)
Payroll Concentration (9905)	\$92,669.01	\$33,241.17		\$59,427.84
<b>JP Morgan BAI2 Accounts</b>				
CFAP 5 Savings (7389)	\$1,695,777.65			\$1,695,777.65
CFAP 6 Savings (7893)	\$585,918.92			\$585,918.92
CFAP 7 Savings (1988)	\$31,664.93			\$31,664.93
CFAP 8 Savings (2595)	\$1,925,704.49			\$1,925,704.49
Debt Service Savings (9974)	\$30,445.10			\$30,445.10
General Fund (4288)	\$107,340.87			\$107,340.87
LFI Savings (0022)	\$30,500.87			\$30,500.87
<b>Star Accounts</b>				
Star (1661)	\$247,272,303.58			\$247,272,303.58
Star Plus (6682)	\$552.89			\$552.89
State 7 (76013)	\$37,614.52			\$37,614.52
Star LFI	\$69,018,145.35			\$69,018,145.35
<b>Other Accounts</b>				
Fifth Third (3344)	\$141,521.47		\$218,640.59	\$360,162.06
PNC (9366)	\$1,992,609.20			\$1,992,609.20
Huntington Checking (6395)	\$0.00			\$0.00
Huntingon MMAX (8274)	\$0.00			\$0.00
JP Morgan Metlife	\$260,867.53			\$260,867.53
Legal Dept (4124)	\$278.49			\$278.49
Lien (4380)	\$93,384.79			\$93,384.79
Lien (2080)	\$55,858.61			\$55,858.61
Lien (1500)	\$93,334.96			\$93,334.96
Lien (4400)	\$16,816.37			\$16,816.37
Lien (2050)	\$119,004.28			\$119,004.28
<b>Investment Accounts</b>				
BNY Mellon (6754)	\$35,591,430.46			\$35,591,430.46
Safekeeping CFAP 7 (3904)	\$0.00			\$0.00
Safekeeping General Fund	\$0.00			\$0.00
Safekeeping LFI (1268)	\$0.00			\$0.00
<b>Total Bank Balance</b>	<b>\$365,925,210.76</b>	<b>\$7,672,008.94</b>	<b>\$218,640.59</b>	<b>\$358,471,842.41</b>
			<b>Cash Balance per Workday</b>	\$358,471,842.41
			Difference	\$0.00



# CMSD FNA Board Report - Receipts

03:57 PM

09/17/2021

Page 1 of 1

Fund: 001FD\_L General Fund  
Period: FY 2021 - 2022 - Jun  
Time Period: Current Period YTD  
Start Date: 08/01/2021  
End Date: 08/31/2021

Fund	Amount
001FD_L General Fund	(130,649,975.82)
Total	(130,649,975.82)



CMSD FNA Board Report - Expenditures

04:00 PM

09/17/2021

Page 1 of 1

Fund: 001FD\_L General Fund

Period: FY 2021 - 2022 - Jun

Time Period: Last 24 Periods (from June) (Fiscal Year)

Start Date: 08/01/2021

End Date: 08/31/2021

Fund	Exp Cat Hier	Expense Category	Amount
001FD_L General Fund	100SCH Personal Services - Employees Salaries and Wages	Personal Services - Employees Salaries and Wages	29,020,516.96
001FD_L General Fund	200SCH Employees' Retirement and Insurance Benefits	Employees' Retirement and Insurance Benefits	11,627,080.58
001FD_L General Fund	400SCH Purchased Services	Purchased Services	8,126,169.04
001FD_L General Fund	500SCH Supplies and Materials	Supplies and Materials	1,112,350.30
001FD_L General Fund	600SCH Capital Outlay	Capital Outlay	36,986.02
001FD_L General Fund	800SCH Other Objects	Other Objects	2,608,775.23
001FD_L General Fund	(Blank)	(Blank)	24,830.11
<b>Total</b>			<b>52,556,708.24</b>



**CMSD FNA Board Report POs Issued in  
Month Between \$25K and \$50K**

04:36 PM  
09/17/2021  
Page 1 of 3

Issued On or After: 08/01/2021  
Issued On or Before: 08/31/2021

Issued Date	PO Number	Supplier	Total PO Amount
08/02/2021	PO-10054862	Frontline Group LLC dba Frontline Supplies	34,471.29
08/04/2021	PO-10054612	Achieve 3000 Inc.	30,200.00
08/04/2021	PO-10055153	Gopher Sport, Play With A Purpose, Moving Minds	29,234.07
08/05/2021	PO-10055258	Gateway Education Holdings LLC DBA Savvas Learning Company LLC	48,701.14
08/06/2021	PO-10054959	Gateway Education Holdings LLC DBA Savvas Learning Company LLC	47,345.71
08/10/2021	PO-10055240	Premier Produce One, Inc	38,408.32
08/12/2021	PO-10054502	Project Lead The Way	26,750.00
08/16/2021	PO-10055657	CDW Government, Inc.	26,500.00
08/16/2021	PO-10055659	Shi International Corp	29,600.00
08/18/2021	PO-10055394	Amplify Education, Inc	27,133.86
08/23/2021	PO-10055689	Sysco Food Services Of Cleveland, Inc.	29,471.78
08/24/2021	PO-10056068	School Specialty, LLC	34,199.16
08/24/2021	PO-10056069	School Specialty, LLC	34,199.16
08/24/2021	PO-10054901	Sysco Food Services Of Cleveland, Inc.	29,471.78
08/25/2021	PO-10055383	Houghton Mifflin Harcourt	34,910.27
08/26/2021	PO-10056193	Dell Computer Corp.	34,500.00
08/26/2021	PO-10055861	Guitar Center Stores, Inc. DBA Music & Arts	42,954.86
08/26/2021	PO-10055862	Guitar Center Stores, Inc. DBA Music & Arts	42,954.86
08/26/2021	PO-10055863	Guitar Center Stores, Inc. DBA Music & Arts	42,954.86
08/26/2021	PO-10055864	Guitar Center Stores, Inc. DBA Music & Arts	42,954.86
08/26/2021	PO-10055865	Guitar Center Stores, Inc. DBA Music & Arts	42,954.86
08/26/2021	PO-10055866	Guitar Center Stores, Inc. DBA Music & Arts	42,954.86
08/26/2021	PO-10055867	Guitar Center Stores, Inc. DBA Music & Arts	42,954.86
08/26/2021	PO-10055868	Guitar Center Stores, Inc. DBA Music & Arts	42,954.86
08/26/2021	PO-10055869	Guitar Center Stores, Inc. DBA Music & Arts	42,954.86
08/26/2021	PO-10055870	Guitar Center Stores, Inc. DBA Music & Arts	42,954.86
08/26/2021	PO-10055871	Guitar Center Stores, Inc. DBA Music & Arts	42,954.86
08/26/2021	PO-10055872	Guitar Center Stores, Inc. DBA Music & Arts	42,954.86
08/26/2021	PO-10055873	Guitar Center Stores, Inc. DBA Music & Arts	42,954.86
08/26/2021	PO-10055874	Guitar Center Stores, Inc. DBA Music & Arts	42,954.86
08/26/2021	PO-10055875	Guitar Center Stores, Inc. DBA Music & Arts	42,954.86
08/26/2021	PO-10055876	Guitar Center Stores, Inc. DBA Music & Arts	42,954.86
08/26/2021	PO-10055877	Guitar Center Stores, Inc. DBA Music & Arts	42,954.86
08/26/2021	PO-10055878	Guitar Center Stores, Inc. DBA Music & Arts	42,954.86



CMSD FNA Board Report POs Issued in  
Month Between \$25K and \$50K

04:36 PM  
09/17/2021  
Page 2 of 3

Issued Date	PO Number	Supplier	Total PO Amount
08/26/2021	PO-10055879	Guitar Center Stores, Inc. DBA Music & Arts	42,954.86
08/26/2021	PO-10055880	Guitar Center Stores, Inc. DBA Music & Arts	42,954.86
08/26/2021	PO-10055881	Guitar Center Stores, Inc. DBA Music & Arts	42,954.86
08/26/2021	PO-10055882	Guitar Center Stores, Inc. DBA Music & Arts	42,954.86
08/26/2021	PO-10055883	Guitar Center Stores, Inc. DBA Music & Arts	42,954.86
08/26/2021	PO-10055884	Guitar Center Stores, Inc. DBA Music & Arts	42,954.86
08/26/2021	PO-10055885	Guitar Center Stores, Inc. DBA Music & Arts	42,954.86
08/26/2021	PO-10055886	Guitar Center Stores, Inc. DBA Music & Arts	42,954.86
08/26/2021	PO-10055887	Guitar Center Stores, Inc. DBA Music & Arts	42,954.86
08/26/2021	PO-10055888	Guitar Center Stores, Inc. DBA Music & Arts	42,954.86
08/26/2021	PO-10055889	Guitar Center Stores, Inc. DBA Music & Arts	42,954.86
08/26/2021	PO-10055890	Guitar Center Stores, Inc. DBA Music & Arts	42,954.86
08/26/2021	PO-10055891	Guitar Center Stores, Inc. DBA Music & Arts	42,954.86
08/26/2021	PO-10055892	Guitar Center Stores, Inc. DBA Music & Arts	42,954.86
08/26/2021	PO-10055893	Guitar Center Stores, Inc. DBA Music & Arts	42,954.86
08/26/2021	PO-10055894	Guitar Center Stores, Inc. DBA Music & Arts	42,954.86
08/26/2021	PO-10055895	Guitar Center Stores, Inc. DBA Music & Arts	42,954.86
08/26/2021	PO-10055896	Guitar Center Stores, Inc. DBA Music & Arts	42,954.86
08/26/2021	PO-10055897	Guitar Center Stores, Inc. DBA Music & Arts	42,954.86
08/26/2021	PO-10055898	Guitar Center Stores, Inc. DBA Music & Arts	42,954.86
08/26/2021	PO-10055899	Guitar Center Stores, Inc. DBA Music & Arts	42,954.86
08/26/2021	PO-10055900	Guitar Center Stores, Inc. DBA Music & Arts	42,954.86
08/26/2021	PO-10055901	Guitar Center Stores, Inc. DBA Music & Arts	42,954.86
08/26/2021	PO-10055902	Guitar Center Stores, Inc. DBA Music & Arts	42,954.86
08/26/2021	PO-10055903	Guitar Center Stores, Inc. DBA Music & Arts	42,954.86
08/26/2021	PO-10055904	Guitar Center Stores, Inc. DBA Music & Arts	42,954.86
08/26/2021	PO-10055905	Guitar Center Stores, Inc. DBA Music & Arts	42,954.86
08/26/2021	PO-10055906	Guitar Center Stores, Inc. DBA Music & Arts	42,954.86
08/26/2021	PO-10055907	Guitar Center Stores, Inc. DBA Music & Arts	42,954.86
08/26/2021	PO-10055908	Guitar Center Stores, Inc. DBA Music & Arts	42,954.86
08/26/2021	PO-10055909	Guitar Center Stores, Inc. DBA Music & Arts	42,954.86



CMSD FNA Board Report POs Issued in  
Month Between \$25K and \$50K

04:36 PM  
09/17/2021  
Page 3 of 3

Issued Date	PO Number	Supplier	Total PO Amount
08/26/2021	PO-10055910	Guitar Center Stores, Inc. DBA Music & Arts	42,954.86
08/26/2021	PO-10055911	Guitar Center Stores, Inc. DBA Music & Arts	42,954.86
08/26/2021	PO-10055912	Guitar Center Stores, Inc. DBA Music & Arts	42,954.86
08/26/2021	PO-10055913	Guitar Center Stores, Inc. DBA Music & Arts	42,954.86



**CMSD FNA Board Report Contracts Issued in  
Month Between \$25K and \$50K**

04:37 PM  
09/17/2021  
Page 1 of 2

Issued On or After: 08/01/2021

Issued On or Before: 08/31/2021

Accounting Date for Operational Transaction	Supplier	Supplier Contract	Total Contract Amount
08/01/2021	SnapComms, Inc	CON-10028250: Snapcomm License Renewal	48,141.98
08/02/2021	United Rentals #437	CON-10028213: Scissor Lifts for Kennedy and Garrett Morgan	31,834.00
08/02/2021	United Rentals #437	CON-10028214: Scissor Lift to be used at all Sites	26,706.00
08/03/2021	Cross Thread Solutions LLC	CON-10028241: Multilingual/SY 2021-22 TRANSLATION & INTERPRETATION SERVICES	40,000.00
08/03/2021	Sheela Das	CON-10028242: FY22 Music Residency Luis Marin & Thomas Jefferson INA	43,200.00
08/03/2021	Transperfect Translations International, Inc.	CON-10028239: MULTILINGUAL /SY 2021-22 TRANSLATION SERVICES	40,000.00
08/09/2021	Mary L Wotowiec	CON-10028191: Autism/LI Classroom Instruction Support	35,000.00
08/09/2021	Paths Education Worldwide	CON-10028334: Dorothy Morelli Humanware Contract 21-22	33,000.00
08/10/2021	Dominic Ozanne DBA Ozanne Construction Company	CON-10028365: Ozanne Assessments Esser	27,100.00
08/10/2021	Relmec Mechanical LLC	CON-10028360: Relmec Invoices - Various Schools	39,925.00
08/11/2021	Edgenuity Inc.	CON-10028387: CAS Non traditional virtual program	32,500.00
08/11/2021	Gray Media Group, Inc DBA: WOIO	CON-10028380: 2021-22 CMSD Virtual Classroom on WUAB	26,000.00
08/11/2021	Weatherproofing Technologies, INC.	CON-10028379: Miles Park Ridge Vent Replacement	42,287.41
08/14/2021	Jonathan White	CON-10028420: 2021 Middle School Basketball Clinic	48,000.00
08/16/2021	Ajilon Profess.Staffing,LLC	CON-10028511: Monitors School Reopening FY22	27,062.00
08/16/2021	Area Temps Inc.	CON-10028421: TEMP FOR TRANSPORTATION DIVISION	25,000.00
08/16/2021	Jheri M. Germany	CON-10028431: All-City 21-22: Germany, J	36,500.00
08/16/2021	Ncs Pearson, Inc.: Arizona Location	CON-10028425: 2021-2022 NCS Pearson/NNAT3	38,880.00
08/16/2021	Open Tone Music LLC	CON-10028429: All-City 21-22: Open Tone (s)	35,000.00
08/17/2021	Mac Installations & Consulting	CON-10028447: Mary B Martin Project	32,290.77
08/18/2021	Cummins Inc DBA Cummins Sales and Service	CON-10028459: Generator Inspection and Service - various sites	39,198.00
08/18/2021	Shape Cleveland dba Shape	CON-10028464: 2021-2022 Production Filming & Coverage of CMSD Events & Topics	36,000.00
08/19/2021	The Achievement Network,Ltd.	CON-10028472: FY22 Anet Support- Clara Westropp	28,000.00
08/20/2021	Powerschool Group LLC	CON-10028496: 2021-2022 OPD Powerschool	27,360.00
08/24/2021	Amotec, Inc.	CON-10028524: Temp Support for School Monitor Project FY22	27,000.00
08/26/2021	Center For Arts Inspired Learning	CON-10028560: FY22 CAII Partnership- Garfield	33,077.00
08/26/2021	Sonya Murray DBA Equity Matters Consulting	CON-10028593: FY22 Equity Matters- RG Jones	35,000.00



CMSD FNA Board Report Contracts Issued in  
Month Between \$25K and \$50K

04:37 PM  
09/17/2021  
Page 2 of 2

Accounting Date for Operational Transaction	Supplier	Supplier Contract	Total Contract Amount
08/26/2021	The Achievement Network,Ltd.	CON-10028557: FY22 Anet Partnership- Gallagher	46,000.00
08/26/2021	The Achievement Network,Ltd.	CON-10028559: FY22 Anet Partnership- Garfield	28,000.00
08/26/2021	The Achievement Network,Ltd.	CON-10028561: FY22 Anet Partnership- Hannah Gibbons	33,000.00
08/26/2021	The Achievement Network,Ltd.	CON-10028587: FY22 Anet Partnership- Orchard	28,000.00
08/26/2021	The Achievement Network,Ltd.	CON-10028590: FY22 Anet Partnerhship- Paul Dunbar	25,000.00
08/27/2021	Ajilon Profess.Staffing,LLC	CON-10028630: Temp Support for School Monitor Project FY22	27,062.00
08/27/2021	Area Temps, Inc (Independence)	CON-10028626: Temp Services for School Monitor Project FY22	30,000.00
08/27/2021	Express Services, Inc dba Express Employment Professionals	CON-10028629: Temp Support for School Monitor Project FY@@	30,000.00
08/30/2021	Logicalis, Inc.	CON-10028700: Upgrades to EPC PD: Three Room Video Room Installation	39,906.25
08/30/2021	Tierney Brothers, Inc.	CON-10028698: Upgrades to EPC PD Room. Room 214 & 212 R4	36,707.14