



Finance Department

**General Fund Financial Report and
Other Financial Information**

For the Period of July 1, 2023 to September 30, 2023

TABLE OF CONTENTS

General Fund Revenues	Page 1
General Fund Expenditures	Page 6
General Fund Cash Flow Analysis	Page 9
Other Financial Information:	
Cash Reconciliation	Page 11
All Funds Aggregated Financial Report	Page 13
All Funds Aggregated Budget Report	Page 14
Purchase Orders Between \$25,000 and \$50,000	Page 15

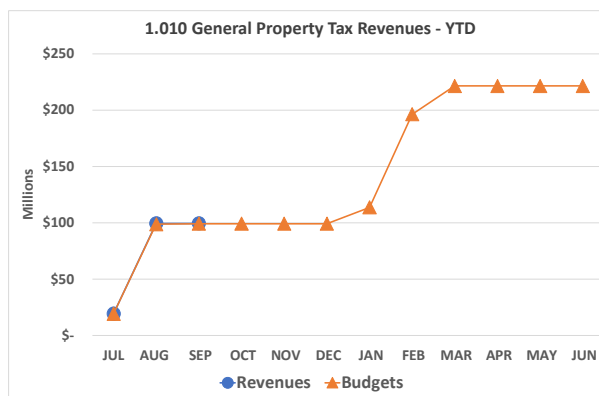
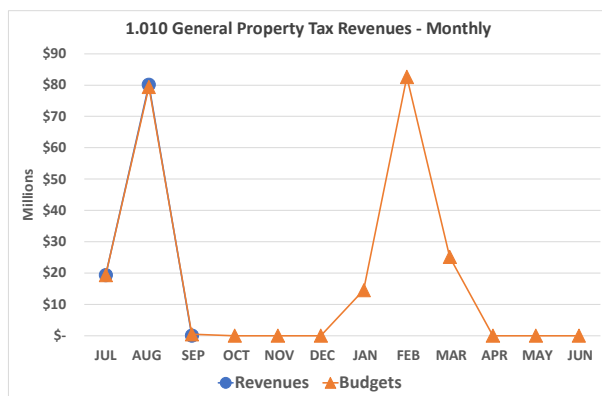
General Fund Revenues Year to Date

Planned revenues are derived from the District's Amended Certificate of Estimated Resources and temporary annual forecast, updated September 26, 2023. An analysis of each major revenue category, plan and actual, is contained herein. Monthly projections are done on a straight-line basis based on prior fiscal years. Revenue projections will be updated with the submission of the November five year forecast.

Category	Classification	YTD Actual	YTD Plan	YTD Variance	% Variance
1.010	General Property Tax (Real Estate)	\$99,438,085	\$221,369,966	-\$121,931,881	-55%
1.020	Tangible Personal Property Tax	21,249,381	43,408,743	-22,159,362	-51%
1.035	Unrestricted State Grants-in-Aid	63,685,128	263,012,877	-199,327,749	-76%
1.040	Restricted State Grants-in-Aid	15,966,661	59,875,221	-43,908,560	-73%
1.050	Property Tax Allocation	0	17,003,777	-17,003,777	-100%
1.060	Other Revenues	19,599,791	50,656,219	-31,056,428	-61%
2.050	Advances-In	69,779,839	69,779,839	0	0%
2.060	All Other Financing Sources	0	215,000	-215,000	-100%
2.070	Total Other Financing Sources	69,779,839	69,994,839	-215,000	0%
2.080	Total Revenues and Other Financing Sources	\$289,718,883	\$725,321,642	-\$435,602,759	-60%

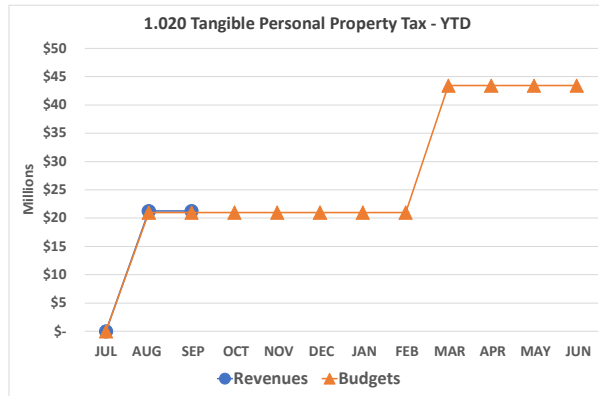
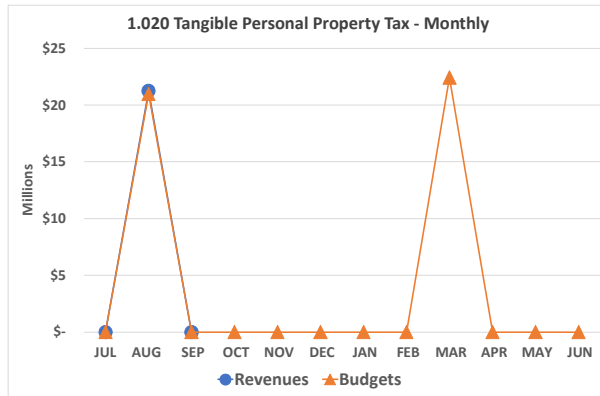
Property Taxes (1.010 & 1.020) – Property tax receipts represent 40% of planned revenues and 55% of actual YTD revenues, excluding advances. Property taxes are levied and assessed on a calendar year basis while the school district fiscal year runs July through June. First half tax collections are received by the school district in the second half of the fiscal year. Second half tax distributions occur in the first half of the following year. The District has received 46% of planned YTD revenues in these categories.

General Property Taxes (1.010) – Class I, residential and agricultural property taxes, and Class II, commercial property taxes, make up this revenue category. For tax year 2023, the Class I rate is 39.03 mills and the Class II rate is 51.93 mills.



General Fund Revenues Year to Date (Continued)

Tangible Personal Property Tax (1.020) – This revenue category is also referred to as Public Utility Personal Property Tax. This tax is levied on the assessed value of public utilities including electric, natural gas, and water, excluding municipally owned utilities. This property is taxed at the full voted tax rate, which in tax year 2023 was 76.70 mills. It is distributed twice annually, typically in August and March, by the County.

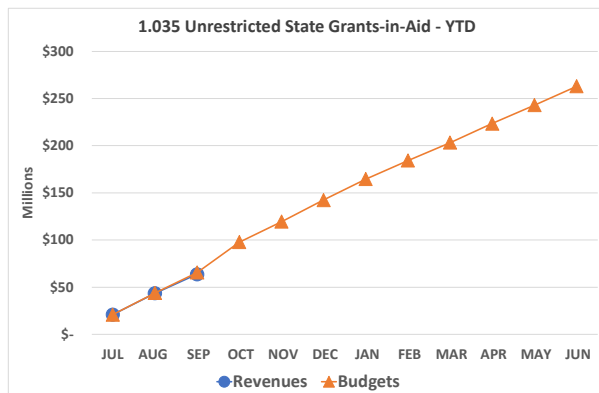
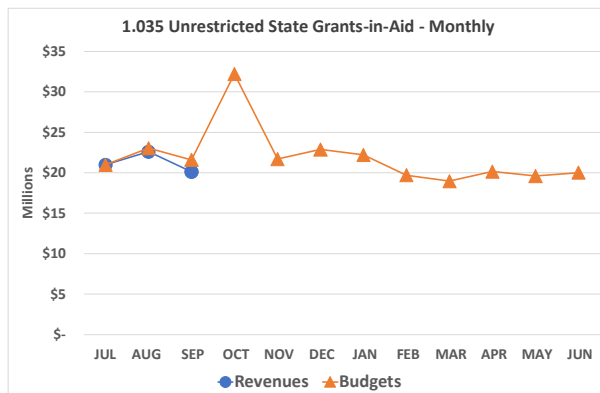


State Grants-in-Aid (1.035 & 1.040) – State aid accounts for 49% of planned revenues and 36% of actual YTD revenues, excluding advances. State aid is received through State Foundation settlements twice per month and contains both unrestricted and restricted revenue.

Beginning in FY 2022 Ohio adopted the Fair School Funding Plan (FSFP). Funding is driven by a base cost methodology that is determined by formula by the Ohio Department of Education and based on State budgets. The Base Cost is currently calculated for two years using a statewide average from historical actual data.

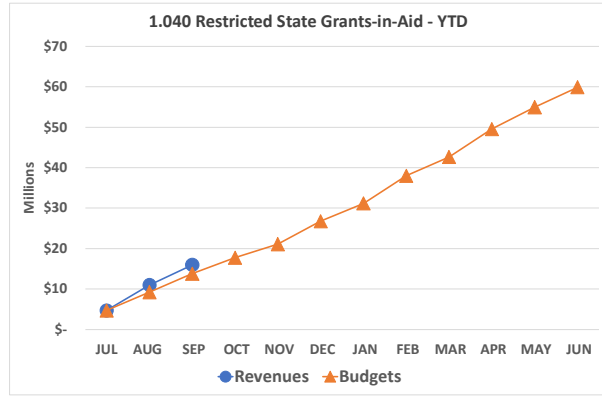
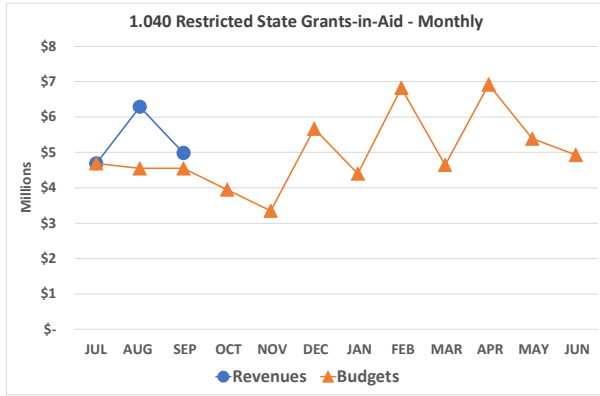
Unrestricted State Grants-in-Aid (1.035) – Unrestricted Aid is the portion of state per-pupil funding that is classified as unrestricted. For fiscal year 2024, the calculated base cost total for the school district is \$270,983,274, of which, the State's share is \$180,868,572 or \$5,533 per pupil. These weights will be adjusted in October.

With the exception of adjustments made during the school year's fall semester, this revenue is received at a steady rate throughout the fiscal year.



General Fund Revenues Year to Date (Continued)

Restricted State Grants-in-Aid (1.040) is the portion of state per pupil funding that must be classified as restricted use. This revenue category is primarily made up of Disadvantaged Pupil Impact Aid, which directs resources to economically disadvantaged students, and Student Wellness and Success, which directs resources to supporting the physical, social, emotional, and intellectual needs of students.

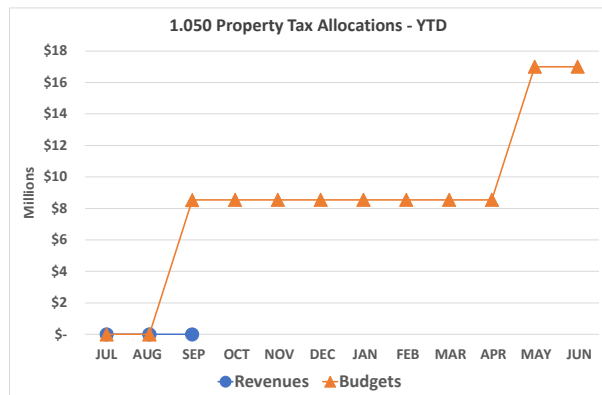
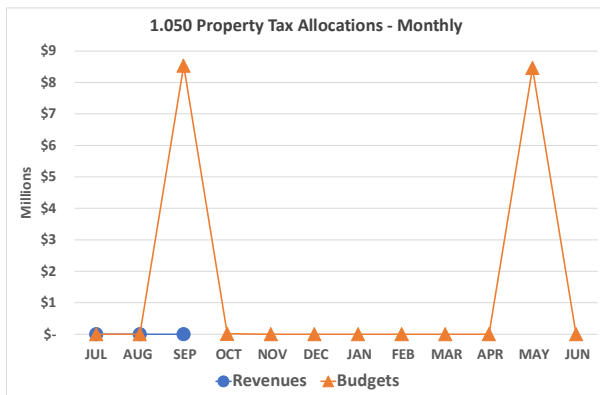


The availability of resources from these revenue categories are subject to change based on the State's future Biennial Budgets.

Property Tax Allocations (1.050) – Property tax allocation primarily consists of reimbursements from the state of Ohio for local taxpayer credits or reductions. The state reduces the local taxpayer's tax bill with a 10% rollback credit, and 2.5% owner-occupied rollback credit, plus a homestead credit for qualifying taxpayers. In fiscal year 2024, approximately 10.4% local residential property taxes will be reimbursed by the state in the form of rollback credits and approximately 4.7% will be reimbursed in the form of qualifying homestead exemption credits.

This revenue category accounts for 3% of planned revenues and 0% of actual YTD revenues, excluding advances.

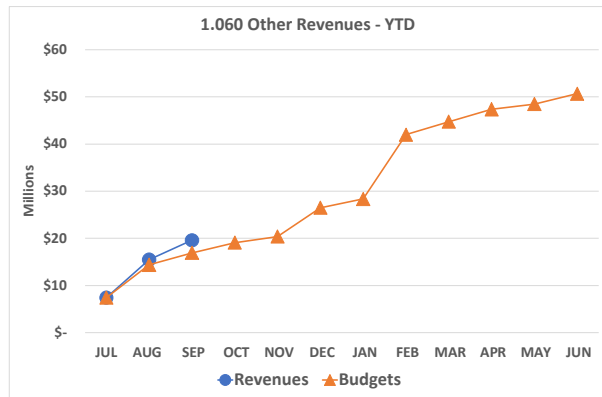
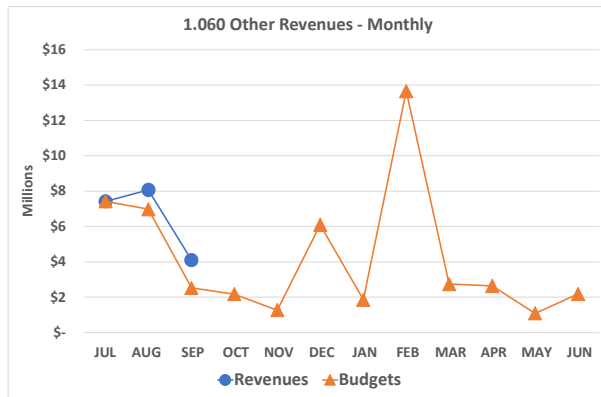
Receipts for this revenue category are received on a similar schedule to property tax, with one settlement in the first half of the fiscal year, and a second settlement in the second half of the fiscal year.



The District has not received 2nd Half Homestead & Rollback as of 9/30/2023.

General Fund Revenues Year to Date (Continued)

Other Revenues (1.060) – Revenues not previously included in other categories are included here. This category is comprised of tuition, fees, investment income, rental income, unrestricted gifts, reimbursements, and others. This revenue category accounts for 8% of planned revenues and 9% of actual YTD revenues, excluding advances. Other revenues typically have a large degree of month-to-month fluctuation due to irregular and unpredictable receipt dates. The school district's largest sources of other revenue are State Medicaid reimbursements and tuition adjustments applied to the State Foundation Formula.

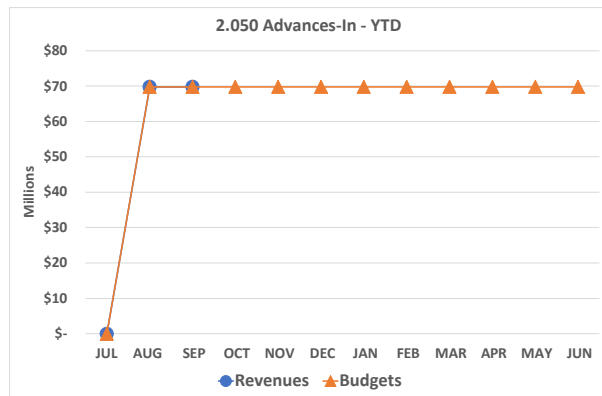
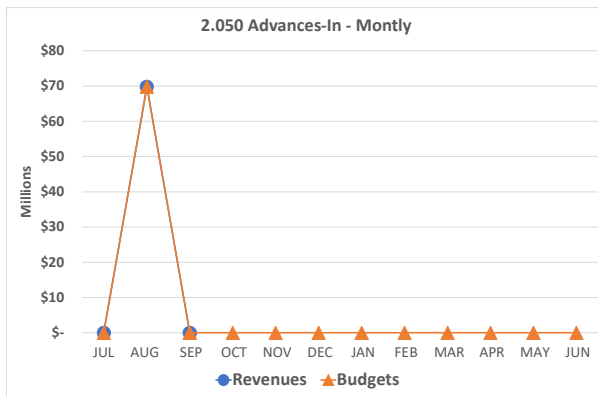


General Fund Revenues Year to Date (Continued)

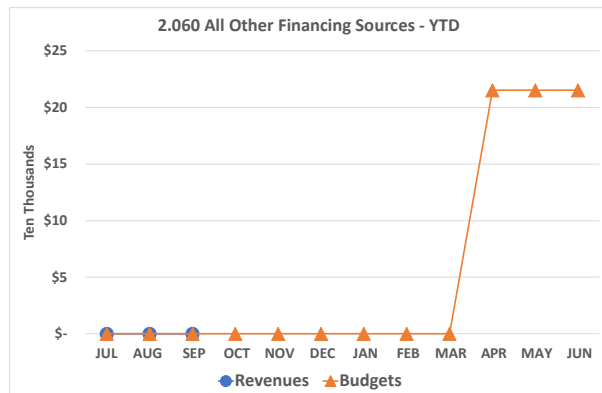
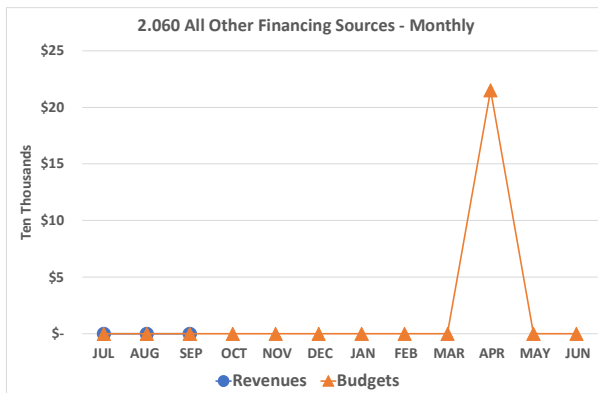
Other Financing Sources (2.070) – This includes both Advances-In (2.050) and All Other Financing Sources (2.060). While significant in total dollar amount, these revenue categories are not part of the regular revenue operations of the district.

Advances-In (2.050) – This revenue category represents the repayment of an interfund loan made to other funds, by the general fund, in the prior fiscal year. The interfund loan is due to the timing of the receipt of reimbursements in state and federal grant funds as well as to cover budgetary deficits in other funds. Interfund loans are required to be repaid within the next fiscal year. The repayment of prior year advances was as follows:

Classification	Amount
Other Local Grants	727,356
Public School Preschool	137,715
Elementary and Secondary School Emergency Relief	56,416,959
Governor’s Emergency Education Relief	1,103,013
IDEA, Part B Special Education	3,942,283
Vocational Education	490,027
Title I School Improvement Subsidy A	1,441,821
Title I School Improvement Subsidy G	682,849
Nutrition Education and Training	44,078
Title III - Limited English Proficiency	126,135
Refugee Children School Impact Act	364,207
Title IV - Student Support and Academic Enrichment	3,058,256
Miscellaneous Federal Grant Fund	1,245,138
Total Advance-In	\$69,779,839



All Other Financing Sources (2.060) – Represents financing sources that are not interfund activity. For this fiscal year, they are comprised of refunds of prior year expenditures and are not a significant source of revenue.

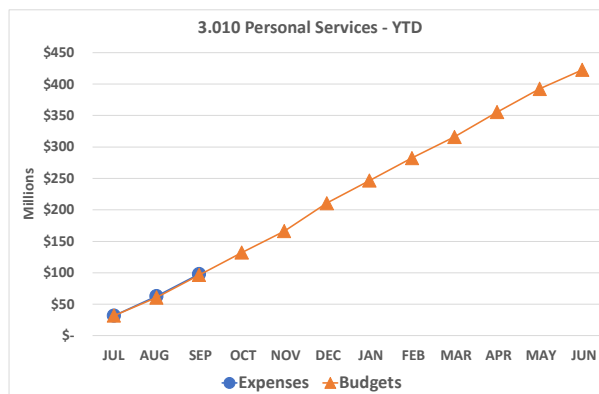
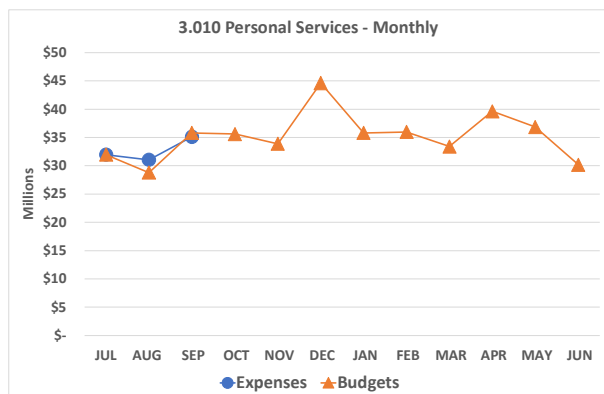


General Fund Expenditures Year to Date

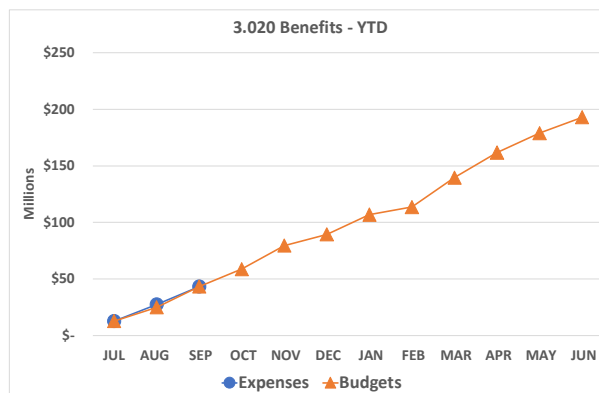
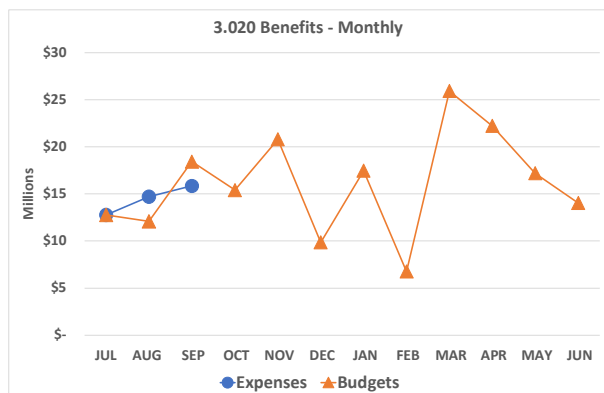
At different points throughout the year, the school district adopts an updated appropriations measure, with permanent appropriations to be adopted at the Board's September business meeting. Until then, temporary forecasted expenditures will be presented as planned amounts. The District's legal level of control is at the fund level, however management tracks expenditures at a more detailed level. An analysis of each major expenditure, planned and actual, is contained herein. Monthly projections are done on a straight-line basis based on prior fiscal years.

Object	Classification	YTD Actual	YTD Plan	YTD Variance	% Variance
3.010	Personal Services	\$98,129,554	\$422,572,192	-\$324,442,638	-77%
3.020	Benefits	43,320,525	192,960,372	-149,639,847	-78%
3.030	Purchased Services	22,624,455	72,204,857	-49,580,402	-69%
3.040	Supplies and Materials	5,866,454	16,032,957	-10,166,503	-63%
3.050	Capital Outlay	577,451	3,286,198	-2,708,747	-82%
4.300	Other	493,445	12,548,483	-12,055,038	-96%
5.050	TOTAL EXPENDITURES	171,011,885	719,605,059	-548,593,174	-76%
5.020	Advances-Out	0	5,000,000	-5,000,000	-100%
5.080	TOTAL EXPENDITURES AND OTHER FINANCING USES	171,011,885	724,605,059	-553,593,174	-76%
6.010	Excess/Shortfall (rev.- exp.)	\$118,706,998	\$716,583	\$117,990,415	16466%

Personal Services (3.010) – Salaries and wages represent 57% of budgeted expenditures, excluding other financing uses, and 59% of actual YTD expenditures. Salaries and wages are scheduled to increase, per negotiated agreement, at a rate of 2.00% in FY24. Actual growth, including new positions and other cost increases, is expected to be 3.71% compared to the previous year.



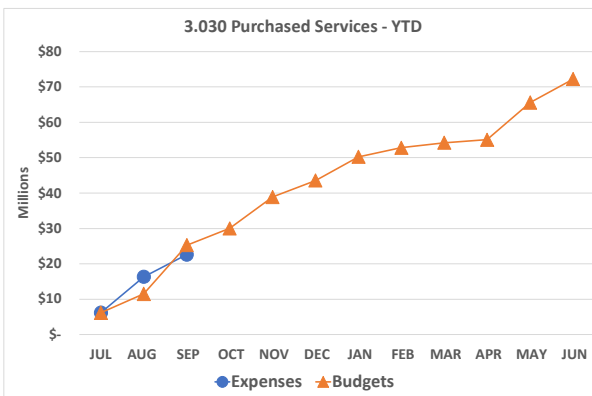
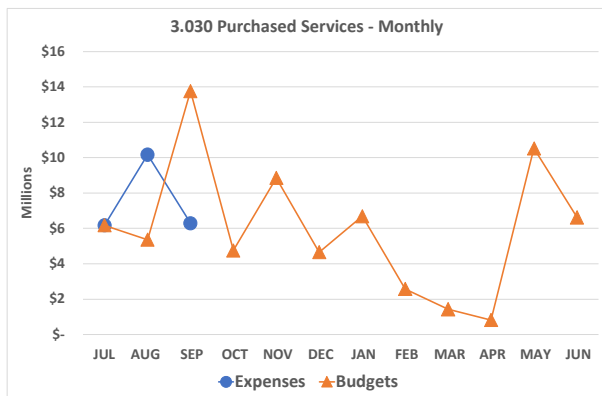
Benefits (3.020) – Includes healthcare, pension, workers' compensation, and other fringe benefits paid by the District on behalf of employees. Benefits represent 25% of budgeted and 27% of actual YTD expenditures. Benefits are expected to grow by 7.06%, as compared to the prior year. This increase is driven primarily by rising healthcare costs and personal service cost growth.



General Fund Expenditures Year to Date (Continued)

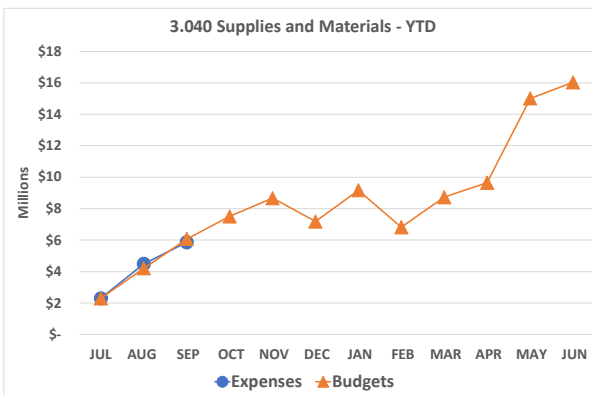
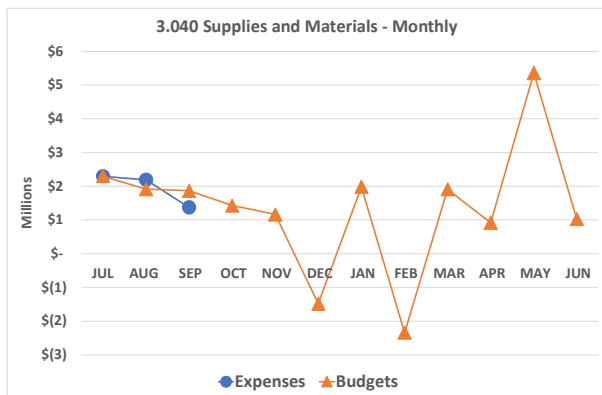
Purchased Services (3.030) – This expenditure includes contracted services, certain payments to other districts, student transportation, utilities, and certain meeting costs. This is the largest expenditure type, not related to employee costs, with 13% of total budgeted expenditures and 10% of actual YTD expenditures.

Large swings occur, typically near the beginning and end of the fiscal year in this expenditure. This is driven primarily by the renewal of annual contracts and tuition payments made to other districts.



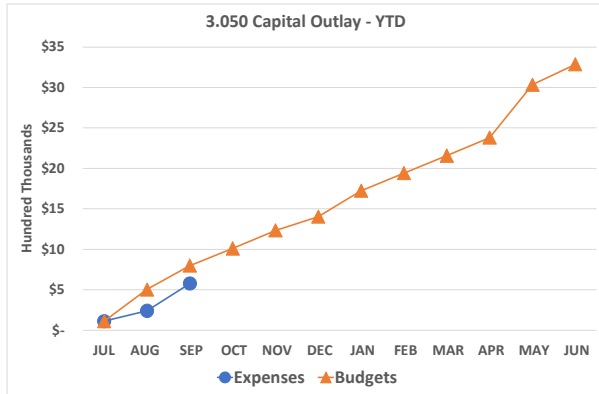
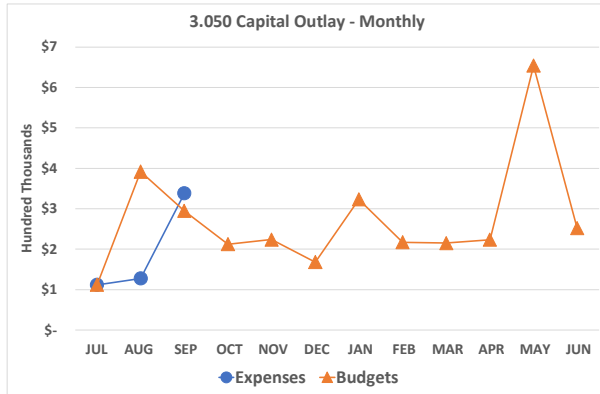
Supplies and Materials (3.040) – This includes costs incurred for classroom supplies, textbooks, library books, electronic goods, food, and maintenance supplies. This expenditure represents 3% of total budgeted expenditures and 2% of actual YTD expenditures.

This expenditure is subject to large month-to-month swings due to accounting adjustments related to purchasing card transactions.

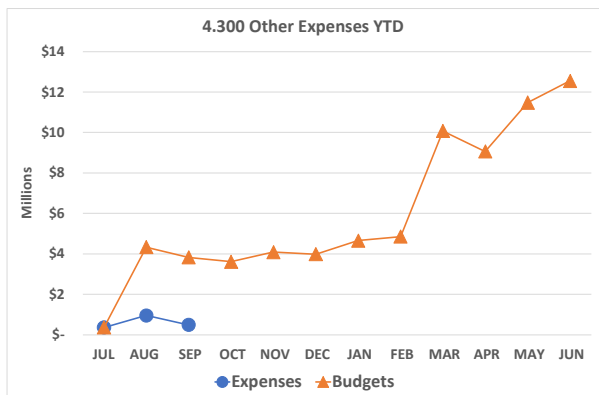
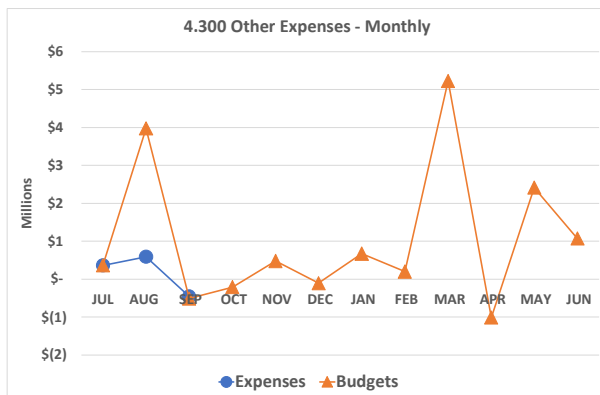


General Fund Expenditures Year to Date (Continued)

Capital Outlay (3.050) – This expenditure is the smallest within the general fund. It represents less than 1% of total expenditures. Costs included here are primarily equipment purchases. Most capital outlay costs are incurred by other funds.



Other Expenses (4.300) – This expenditure includes costs not already included in previously presented expenditures. The largest cost within this group is County auditor and treasurer fees on real property tax collection. The timing of these fees corresponds to the collection of tax revenue. This represents 0% of budgeted and 0% of actual YTD expenditures.

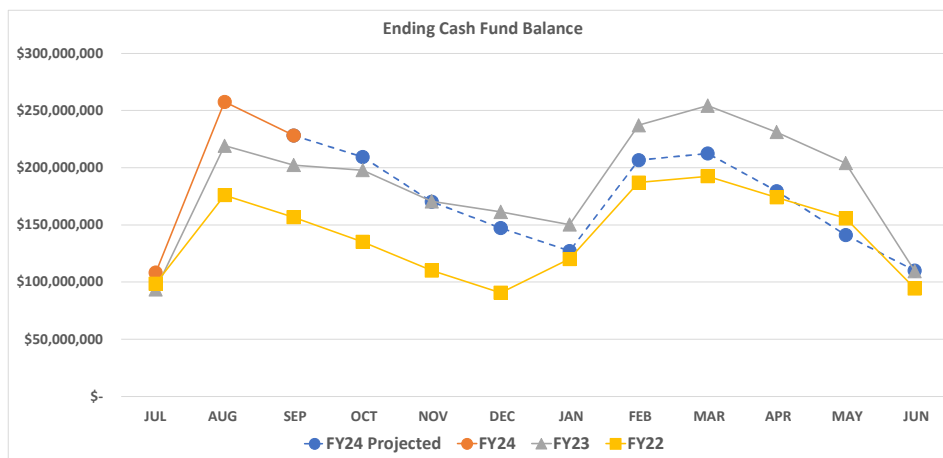


Advances Out (5.050) – This expenditure represents an interfund loan made to other funds by the general fund. The interfund loan is due to the timing of the receipt of reimbursements in state and federal grant funds as well as to cover budgetary deficits in other funds. Interfund loans are required to be repaid within the next fiscal year. This cost is typically incurred in June every fiscal year.

General Fund Cash Flow Analysis

As of September 30, 2023, the General Fund's fund cash balance is \$228,223,969 and unencumbered fund cash balance is \$201,136,147.

General Fund Cash Flow Analysis	
Beginning Fund Cash Balance, July 1	\$109,516,971
Total Revenues and Other Financing Sources	289,718,883
Total Expenditures	-171,011,885
Revenues over Expenditures	118,706,998
Ending Fund Cash Balance, September 30	228,223,969
Encumbrances	-27,087,822
Unencumbered Fund Cash Balance, September 30	\$201,136,147



OTHER FINANCIAL INFORMATION

Cash Reconciliation

All Funds Aggregated Financial Report

All Funds Aggregated Budget Report

Purchase Orders Between \$25,000 and \$50,000

Cleveland Metropolitan School District
Cash Reconciliation
September 30, 2023

Bank Statements:	
BNY Mellon (Bond Sinking Fund) - 6754	\$43,226,913
Cleveland Foundation Investment - (Get More Opportunities)	16,000,000
Fifth Third (Procurement Card Program) - 3344	203,554
JP Morgan (Self Insurance) - MetLife	136,546
Key Bank (Accounts Payable Concentration Account) - 4657	7,174,748
Key Bank (Asset Services CMSD ACE-AIM JT Venture Lien Escrow) - 2080	58,429
Key Bank (Asset Services CMSD Envirocom Alcott Lien Escrow) - 4380	97,681
Key Bank (Asset Services CMSD Envirocom Seg 5 Alcott Lien Escrow) - 1500	97,629
Key Bank (Asset Services CMSD Nusurge Alcott Project Lien Escrow) - 4400	17,590
Key Bank (Asset Services CMSD Titanium Demo Lien Escrow) - 2050	124,480
Key Bank (Food Services Acct) - 9871	778,726
Key Bank (Payroll Concentration Acct) - 9905	3,924,736
Key Bank (Student Activities Acct) - 9912	4,964,652
PNC (Construction Retainage) - 9366	2,001,585
STAR OH (Construction LFI Funds) - 6427	88,452,754
STAR OH (State 7) - 76013	39,757
STAR OH (State Funds / Operating Funds) - 1661	214,973,715
USBank (Investments / Operating Funds) - 3067	102,449,621
Total Bank Statements	\$484,723,116
Adjustments to Bank Balances:	
Keybank (AP Checking 3688 Outstanding Checks)	-\$4,186,298
Keybank (Payroll Checking 2813 Outstanding Checks)	-41,562
Keybank (Payroll Concentration EFT Outstanding)	-9,317
Keybank (AP Concentration EFT Outstanding)	-229,119
ePay (Virtual Credit Card Funds Transferred/Returned - Net)	125,386
Total Outstanding Items	-4,340,910
ADJUSTED BANK BALANCE	\$480,382,206
Fund Cash Balances:	
001FD_L General Fund	\$228,223,969
002FD_L Bond Retirement	75,762,158
003FD_L Permanent Improvement	28,114,535
006FD_L Food Services	7,120,200
007FD_T Special Trust	3,560,518
010FD_L Classroom Facilities	48,689,482
018FD_L Public School Support	1,025,646
019FD_L Other Grants	-727,356
023FD_L Liability Self-Insurance	1,021,561
024FD_L Employee Benefits Self-Insurance	31,056,326
034FD_L Classroom Facilities Maintenance	7,666,967
036FD_L Partnering Community School	950

Cleveland Metropolitan School District
Cash Reconciliation
September 30, 2023

Fund Cash Balances Continued	
200FD_L Student Managed Student Activity	\$558,215
300FD_L District Managed Student Activity	146,472
401FD_A Auxiliary Services (NPSS)	1,147,747
439FD_B Public School Preschool	-200,395
451FD_B Data Communications for School Buildings	80,419
461FD_L Vocational Education Enhancement	-11,567
499FD_B Miscellaneous State Grants	1,630,887
507FD_G Elementary and Secondary School Emergency Relief	40,145,286
508FD_G Governors Emergency Education Relief	-151,889
512FD_L School Maintenance and Operational Assistance	214,640
516FD_F IDEA, Part B, Special Education	-470,084
524FD_O Vocational Education: Carl D. Perkins	-130,293
536FD_O Title I School Improvement Stimulus A	-945,638
537FD_L Title I School Improvement Stimulus G	-909,514
542FD_L Nutrition Education and Training Program A	95
551FD_O Title III, Limited English Proficiency	-202,572
571FD_O Refugee Children School Impact Act	-201,069
572FD_G Title I Disadvantaged Children/Targeted Assistance	4,901,046
584FD_O Title IV, Part A, Student Supports	-\$208,559
587FD_L IDEA Preschool Grant for the Handicapped	-\$64,430
590FD_O Improving Teacher Quality	\$96,208
599FD_O Miscellaneous Federal Grants	\$8,209,936
999FD Payroll Clearing Fund	-\$4,767,693
Total Fund Cash Balances	480,382,206

Cleveland Metropolitan School District
All Funds Aggregated Financial Report
For the Period of July 1, 2023 to September 30, 2023

	Beginning Cash Balances 7/1/2023	YTD Receipts	YTD Expenditures	Ending Cash Balances 9/30/2023
001FD_L General Fund	\$109,516,971	\$289,718,883	\$171,011,885	\$228,223,969
002FD_L Bond Retirement	63,470,715	12,505,697	214,254	75,762,158
003FD_L Permanent Improvement	28,917,415	1,557,233	2,360,114	28,114,535
006FD_L Food Services	6,304,842	4,954,303	4,138,945	7,120,200
007FD_T Special Trust	3,019,814	1,383,536	842,832	3,560,518
010FD_L Classroom Facilities	49,456,822	2,115,310	2,882,650	48,689,482
018FD_L Public School Support	1,023,284	37,369	35,008	1,025,646
019FD_L Other Grants	0	0	727,356	-727,356
023FD_L Liability Self-Insurance	1,054,069	0	32,508	1,021,561
024FD_L Employee Benefits Self-Insurance	29,498,715	37,740,546	36,182,935	31,056,326
034FD_L Classroom Facilities Maintenance	7,147,804	998,571	479,407	7,666,967
036FD_L Partnering Community School	0	3,196,173	3,195,223	950
200FD_L Student Managed Student Activity	589,358	37,527	68,670	558,215
300FD_L District Managed Student Activity	177,312	22,063	52,902	146,472
401FD_A Auxiliary Services (NPSS)	1,869,079	1,057,591	1,778,923	1,147,747
439FD_B Public School Preschool	58,143	159,676	418,214	-200,395
451FD_B Data Communications for School Buildings	76,500	3,919	0	80,419
461FD_L Vocational Education Enhancement	2,876	0	14,443	-11,567
499FD_B Miscellaneous State Grants	1,621,833	31,058	22,004	1,630,887
*507FD_G Elementary and Secondary School	45,718,610	74,703,876	80,277,200	40,145,286
508FD_G Governors Emergency Education Relief	351,479	902,634	1,406,002	-151,889
*512FD_L School Maintenance and Operational	204,682	24,895	14,937	214,640
516FD_F IDEA, Part B, Special Education	3,267,978	2,223,525	5,961,587	-470,084
524FD_O Vocational Education: Carl D. Perkins	301,025	198,309	629,626	-130,293
536FD_O Title I School Improvement Stimulus A	203,358	415,345	1,564,341	-945,638
537FD_L Title I School Improvement Stimulus G	-226,665	0	682,849	-909,514
542FD_L Nutrition Education and Training Program A	2,099	48,828	50,832	95
551FD_O Title III, Limited English Proficiency	7,327	167,311	377,210	-202,572
571FD_O Refugee Children School Impact Act	215,812	8,542	425,423	-201,069
*572FD_G Title I Disadvantaged Children	6,133,463	6,876,245	8,108,662	4,901,046
584FD_O Title IV, Part A, Student Supports	2,988,689	2,941,408	6,138,655	-208,559
587FD_L IDEA Preschool Grant for the Handicapped	686	60,290	125,406	-64,430
590FD_O Improving Teacher Quality	-595,049	1,236,557	545,300	96,208
599FD_O Miscellaneous Federal Grants	9,670,677	712,378	2,173,118	8,209,936
999FD Payroll Clearing Fund	2,011,368	3,000	6,782,061	-4,767,693
	\$374,061,092	\$446,042,597	\$339,721,483	\$480,382,206

*507FD_G Elementary and Secondary School Emergency Relief
*512FD_L School Maintenance and Operational Assistance
*572FD_G Title I Disadvantaged Children/Targeted Assistance

Negative ending grant balances are due to the timing of reimbursements from the State. Expenditures are made, then reimbursed afterward. When revenue is received, the funds will be made whole.

Cleveland Metropolitan School District
All Funds Aggregated Budget Report
For the Period of July 1, 2023 to September 30, 2023

	Board Appropriations 9/26/2023	Workday Appropriations	YTD Expenditures
001FD_L General Fund	\$724,605,007	\$732,709,055	\$171,011,885
002FD_L Bond Retirement	28,586,698	28,050,952	214,254
003FD_L Permanent Improvement	17,488,671	17,467,189	2,360,114
006FD_L Food Services	27,913,440	36,878,085	4,138,945
007FD_T Special Trust	5,036,928	8,863,871	842,832
010FD_L Classroom Facilities	123,412,358	123,412,358	2,882,650
018FD_L Public School Support	327,595	878,969	35,008
019FD_L Other Grants	727,356	727,356	727,356
023FD_L Liability Self-Insurance	1,054,069	1,013,851	32,508
024FD_L Employee Benefits Self-Insurance	138,307,053	130,132,648	36,182,935
034FD_L Classroom Facilities Maintenance	4,602,750	4,594,872	479,407
036FD_L Partnering Community School	6,200,000	6,356,673	3,195,223
200FD_L Student Managed Student Activity	604,093	711,916	68,670
300FD_L District Managed Student Activity	189,150	258,275	52,902
401FD_A Auxiliary Services (NPSS)	5,765,125	9,138,219	1,778,923
439FD_B Public School Preschool	2,297,793	1,288,780	418,214
451FD_B Data Communications for School Buildings	0	0	0
461FD_L Vocational Education Enhancement	0	8,257	14,443
499FD_B Miscellaneous State Grants	52,232	301,421	22,004
*507FD_G Elementary and Secondary School	197,916,932	135,049,117	80,277,200
508FD_G Governors Emergency Education Relief	1,408,203	305,190	1,406,002
*512FD_L School Maintenance and Operational	204,682	153,828	14,937
516FD_F IDEA, Part B, Special Education	22,990,296	19,173,465	5,961,587
524FD_O Vocational Education: Carl D. Perkins	2,884,105	2,079,965	629,626
536FD_O Title I School Improvement Stimulus A	4,299,245	2,440,870	1,564,341
537FD_L Title I School Improvement Stimulus G	682,849	0	682,849
542FD_L Nutrition Education and Training Program A	69,255	95	50,832
551FD_O Title III, Limited English Proficiency	1,236,495	1,262,497	377,210
571FD_O Refugee Children School Impact Act	829,133	862,374	425,423
*572FD_G Title I Disadvantaged Children	47,260,283	38,917,181	8,108,662
584FD_O Title IV, Part A, Student Supports	11,112,002	8,150,827	6,138,655
587FD_L IDEA Preschool Grant for the Handicapped	497,730	675,447	125,406
590FD_O Improving Teacher Quality	6,895,140	3,901,811	545,300
599FD_O Miscellaneous Federal Grants	17,226,174	15,429,833	2,173,118
999FD Payroll Clearing Fund	0	0	6,782,061
	\$1,402,682,843	\$1,331,155,247	\$339,721,483

*507FD_G Elementary and Secondary School Emergency Relief
*512FD_L School Maintenance and Operational Assistance
*572FD_G Title I Disadvantaged Children/Targeted Assistance

Variances between appropriations and workday budget are temporary, and will be adjusted by the Board's next appropriation update.

Cleveland Metropolitan School District
Purchase Orders Between \$25,000 and \$50,000
For the Period of July 1, 2023 to September 30, 2023

Supplier	Purchase Order	Document Date	Amount
Great Minds LLC	PO-10083086	7/14/2023	\$37,706
Great Minds LLC	PO-10083087	7/14/2023	26,402
Great Minds LLC	PO-10083088	7/14/2023	26,984
LEARN21: A FLEXIBLE LEARNING COLLABORATIVE	PO-10083168	7/18/2023	42,085
Scenario Learning, LLC dba Vector Solutions	PO-10083153	7/18/2023	36,000
Angelotta Landscaping, Inc	PO-10083182	7/19/2023	50,000
Cuyahoga County Treasurer's Office	PO-10083212	7/20/2023	30,602
Dell Computer Corp.	PO-10083238	7/20/2023	25,715
Learning Without Tears	PO-10083207	7/20/2023	27,913
Postmaster Main Post Office Station	PO-10083233	7/20/2023	27,891
Houghton Mifflin Harcourt	PO-10083260	7/21/2023	31,816
Ohio State University - Oarnet	PO-10083236	7/21/2023	45,000
Uniglobe Travel Designers	PO-10083241	7/21/2023	35,701
Ideal Education Consulting	PO-10083534	7/31/2023	33,099
Imagine Learning LLC	PO-10083576	7/31/2023	37,325
Lisa McAloney-Madden dba NEOH Solutions, LLC	PO-10083533	7/31/2023	30,000
American Institute of Resuscitation / AIR Child Care Training Solution	PO-10083616	8/1/2023	30,000
Scholastic Inc.	PO-10083617	8/1/2023	40,959
Education Networks Of America DBA Ena Services LLC	PO-10083696	8/2/2023	48,300
The Russell Flooring Company	PO-10083765	8/3/2023	44,050
U.S. Department Of Treasury	PO-10083758	8/3/2023	28,278
Darmisha Alphabet dba The Touch of Teeles Cleaning and Detail	PO-10083790	8/4/2023	30,000
Dell Computer Corp.	PO-10083862	8/4/2023	45,681
Ricardo M. Thomas DBA Quick & Easy Transport	PO-10083846	8/4/2023	25,000
Apple Education Mailstop #198-Ed	PO-10080027	8/8/2023	43,360
Ceia Usa Ltd	PO-10084001	8/8/2023	42,475
Ceia Usa Ltd	PO-10084002	8/8/2023	28,316
Ceia Usa Ltd	PO-10084003	8/8/2023	42,275
Ceia Usa Ltd	PO-10084004	8/8/2023	28,116
Ceia Usa Ltd	PO-10084005	8/8/2023	28,116
Ceia Usa Ltd	PO-10084006	8/8/2023	28,316
Honest Games Corporation	PO-10084012	8/8/2023	42,000
SnapComms, Inc	PO-10083869	8/8/2023	48,121
The Illuminating Co.	PO-10083998	8/8/2023	33,231
Area Temps Inc.	PO-10084034	8/9/2023	39,000
Independence Business Supply	PO-10084069	8/10/2023	50,000
Tab's Pest Control Serv	PO-10084070	8/10/2023	40,000
Dillinger Research and Applied Data Inc.	PO-10084403	8/15/2023	40,000
The Sanson Company	PO-10084410	8/15/2023	49,000
American Reading Company, Inc.	PO-10084564	8/16/2023	32,992

Cleveland Metropolitan School District
Purchase Orders Between \$25,000 and \$50,000
For the Period of July 1, 2023 to September 30, 2023

Supplier Continued	Purchase Order	Document Date	Amount
Colonial Oil Industries, Inc.	PO-10084244	8/16/2023	26,290
Grainger Industrial	PO-10084546	8/16/2023	40,000
Mary L Wotowiec	PO-10084567	8/16/2023	40,000
Riverside Assessments Holdings LLC DBA Riverside Assessments LLC	PO-10084548	8/16/2023	33,825
Gerow Equipment Co.	PO-10084633	8/17/2023	34,475
Great Day! Tours Aka Cuyahoga Marketing Service, Inc.	PO-10084660	8/18/2023	25,000
Peter Bandi Inc. The Ohio Connection	PO-10084661	8/18/2023	25,000
Rightway Transportation LLC	PO-10084659	8/18/2023	25,000
Apple Education Mailstop #198-Ed	PO-10084779	8/21/2023	34,760
Gardiner	PO-10084763	8/21/2023	34,543
Americab Transportation, Inc.	PO-10084861	8/22/2023	32,788
Colonial Oil Industries, Inc.	PO-10084642	8/22/2023	28,606
Great Minds LLC	PO-10084836	8/22/2023	27,838
Margaret Bernstein	PO-10084871	8/22/2023	30,000
Center For Arts Inspired Learning	PO-10084908	8/23/2023	43,500
Easy Way Safety Services, Inc.	PO-10084796	8/24/2023	27,495
Carmen's Custom Window Treatments, LLC	PO-10085029	8/25/2023	25,200
Euclid Board of Education DBA Euclid City School District	PO-10085021	8/25/2023	43,106
Houghton Mifflin Harcourt	PO-10085034	8/25/2023	43,861
Relmec Mechanical LLC	PO-10085068	8/28/2023	39,670
Tab's Pest Control Serv	PO-10085056	8/28/2023	25,000
Colonial Oil Industries, Inc.	PO-10084941	8/30/2023	27,787
SERVPRO of Medina County	PO-10085273	8/30/2023	37,501
Higher Ground Education Inc. dba Prepared Montessorian TT LLC	PO-10085281	8/31/2023	30,000
Area Temps Inc.	PO-10085438	9/5/2023	40,000
Ceia Usa Ltd	PO-10085492	9/5/2023	42,275
Ceia Usa Ltd	PO-10085493	9/5/2023	42,275
Ceia Usa Ltd	PO-10085494	9/5/2023	42,475
Center For Arts Inspired Learning	PO-10085454	9/5/2023	30,494
Greater Cleveland Neighborhood Centers Association	PO-10085531	9/5/2023	50,000
Greathouse Medical Transportat	PO-10085473	9/5/2023	27,421
Horizon Education Centers	PO-10085439	9/5/2023	45,000
Innomed, LLC	PO-10085445	9/5/2023	29,050
Irise Empowered Life Consulting Services LLC DBAHealing Care Couns	PO-10085441	9/5/2023	47,000
Irise Empowered Life Consulting Services LLC DBAHealing Care Couns	PO-10085452	9/5/2023	48,000
Making A Difference Consulting	PO-10085442	9/5/2023	49,000
Making A Difference Consulting	PO-10085443	9/5/2023	40,000
Meyer Design Inc Playground Equipment	PO-10085465	9/5/2023	39,124
Patterson Pope Inc	PO-10085464	9/5/2023	29,965
ProtectionTech, Inc. DBA Security101	PO-10085495	9/5/2023	44,192

Cleveland Metropolitan School District
Purchase Orders Between \$25,000 and \$50,000
For the Period of July 1, 2023 to September 30, 2023

Supplier Continued	Purchase Order	Document Date	Amount
ProtectionTech, Inc. DBA Security101	PO-10085496	9/5/2023	39,180
ProtectionTech, Inc. DBA Security101	PO-10085497	9/5/2023	36,747
ProtectionTech, Inc. DBA Security101	PO-10085498	9/5/2023	30,634
Purple Communications, Inc.	PO-10084689	9/5/2023	25,000
School Nurse Supply Inc.	PO-10085113	9/5/2023	43,799
The Groovy Garfoose	PO-10085451	9/5/2023	48,720
Zenworks Yoga	PO-10085440	9/5/2023	45,000
Barnes & Noble - Chagrin Blvd.	PO-10084870	9/6/2023	37,683
Ceia Usa Ltd	PO-10085674	9/6/2023	28,316
Cinderella Stewart	PO-10085678	9/6/2023	30,000
Open Doors, Inc dba Open Doors Academy	PO-10085637	9/6/2023	50,000
CDW Government, Inc.	PO-10085723	9/7/2023	33,925
GPI Enterprises Inc.	PO-10085690	9/7/2023	49,200
Barnes & Noble - Westlake	PO-10084227	9/8/2023	40,751
Alexis Hedderson	PO-10085887	9/11/2023	37,800
Bluum Of Minnesota, LLC	PO-10083078	9/12/2023	49,260
Sonya Murray DBA Equity Matters Consulting: Memorial	PO-10085901	9/12/2023	31,000
State Of Ohio Auditor Auditor Of The State	PO-10085961	9/12/2023	50,000
Central Reproduction Dept.	PO-10086020	9/13/2023	50,000
Colonial Oil Industries, Inc.	PO-10085795	9/13/2023	29,679
Colonial Oil Industries, Inc.	PO-10085797	9/13/2023	29,679
Colonial Oil Industries, Inc.	PO-10085799	9/13/2023	29,748
Signature Style DBA Signature Championship Rings	PO-10085698	9/14/2023	26,503
Agm Energy Services, LLC	PO-10086175	9/15/2023	31,996
CDW Government, Inc.	PO-10086136	9/15/2023	38,409
Relmec Mechanical LLC	PO-10086158	9/15/2023	25,000
Sheela Das	PO-10086224	9/18/2023	42,000
State Of Ohio Commerce Treasurer, Ind Compliance Div	PO-10086367	9/19/2023	25,000
ABA Outreach Services	PO-10086489	9/20/2023	33,225
ProtectionTech, Inc. DBA Security101	PO-10086482	9/20/2023	26,639
AAA Pipe Cleaning Corp	PO-10086727	9/26/2023	25,000
Otis Elevator Co.	PO-10086723	9/26/2023	28,575
Package Boiler Systems & Hvac	PO-10086725	9/26/2023	41,503
Alma Advisory Group, LLC	PO-10086825	9/27/2023	25,600
Houghton Mifflin Harcourt	PO-10086783	9/28/2023	36,674
Windows On The River	PO-10086947	9/28/2023	32,028
Ohio Development Supports LLC DBA ODS Transportation	PO-10085365	9/29/2023	25,000
Total			\$4,188,612

Cleveland Metropolitan School District
Contracts Issued Between \$25,000 and \$50,000
For the Period of July 1, 2023 to September 30, 2023

Supplier	Contract Order	Document Date	Amount
Advance Ohio Media LLC	CON-10032418	7/1/2023	\$28,000
Aramark - Cleveland Zoo Location	CON-10039210	7/1/2023	30,051
Aramark Sports & Entertainment	CON-10035030	7/1/2023	31,500
Aramco, Inc.	CON-10034702	7/1/2023	49,724
Art Therapy Studio	CON-10034643	7/1/2023	33,000
AT&T	CON-10028301	7/1/2023	35,465
Building Wellness Consultancy, Inc	CON-10026704	7/1/2023	42,000
Cinderella Stewart	CON-10033301	7/1/2023	30,000
Corporate College, A Division Of Cuyahoga Community College	CON-10039313	7/1/2023	39,533
CS Educational Services,LLC DBA thinkLaw	CON-10039409	7/1/2023	39,975
Cummins Inc DBA Cummins Sales and Service	CON-10028459	7/1/2023	39,198
Cummins Inc DBA Cummins Sales and Service	CON-10030912	7/1/2023	31,206
Cuyahoga County Convention Facilities Development Corporation	CON-10039193	7/1/2023	38,546
Darmisha Alphabet dba The Touch of Teeles Cleaning and Detail	CON-10035724	7/1/2023	40,120
EF Education First International AG	CON-10036250	7/1/2023	34,809
Gardiner	CON-10033871	7/1/2023	28,059
Gardiner	CON-10034361	7/1/2023	30,738
Gardiner	CON-10039133	7/1/2023	47,392
Getco, Inc.	CON-10034279	7/1/2023	39,640
Getco, Inc.	CON-10038732	7/1/2023	33,690
Godwin Transportation LLC	CON-10035232	7/1/2023	33,000
Grainger Industrial	CON-10038574	7/1/2023	28,446
Hull & Associates, Inc	CON-10000239	7/1/2023	36,574
IAM Services LLC DBA eSecurity Partners	CON-10030238	7/1/2023	48,300
Kash Moving	CON-10038436	7/1/2023	29,397
Kizan Technologies LLC	CON-10027809	7/1/2023	46,400
Kone, Inc.	CON-10019683	7/1/2023	36,260
Lakeside Supply Co	CON-10020342	7/1/2023	25,000
Lakeside Supply Co	CON-10030155	7/1/2023	34,228
Lakeside Supply Co	CON-10030227	7/1/2023	38,792
Leader/Consolidated Electric Distributors Inc	CON-10039389	7/1/2023	25,000
Mac Installations & Consulting	CON-10028867	7/1/2023	34,040
Making A Difference Consulting	CON-10035449	7/1/2023	30,000
Making A Difference Consulting	CON-10036091	7/1/2023	42,000
Making A Difference Consulting	CON-10037595	7/1/2023	30,000
McpPhillips Plumbing, Heating And Air Conditioning Co.	CON-10024305	7/1/2023	31,555
Meyer Design Inc Playground Equipment	CON-10033403	7/1/2023	33,340
Meyer Design Inc Playground Equipment	CON-10033841	7/1/2023	28,063
N.S. Transportation	CON-10038539	7/1/2023	27,000
Neptune Plumbing & Heating	CON-10030051	7/1/2023	29,420

Cleveland Metropolitan School District
Contracts Issued Between \$25,000 and \$50,000
For the Period of July 1, 2023 to September 30, 2023

Supplier Continued	Contract Order	Document Date	Amount
Nichols Paper & Supply Co.	CON-10028084	7/1/2023	38,466
Nichols Paper & Supply Co.	CON-10028092	7/1/2023	41,532
Nichols Paper & Supply Co.	CON-10035065	7/1/2023	26,753
Northeast Lawn Care	CON-10030490	7/1/2023	25,780
Ohio Development Supports LLC DBA ODS Transportation	CON-10036015	7/1/2023	25,000
Otis Elevator Co.	CON-10031763	7/1/2023	37,579
Purple Communications, Inc.	CON-10034216	7/1/2023	34,121
Razor Sharp LLC	CON-10030134	7/1/2023	36,000
Relmec Mechanical LLC	CON-10036123	7/1/2023	28,295
Relmec Mechanical LLC	CON-10037445	7/1/2023	28,390
Rightway Transportation LLC	CON-10033916	7/1/2023	25,000
Royalton Music Center	CON-10034001	7/1/2023	40,000
Rush Truck Leasing	CON-10033868	7/1/2023	49,984
Schindler Elevator Corp.	CON-10032127	7/1/2023	25,372
Sonya Murray DBA Equity Matters Consulting: Memorial	CON-10032797	7/1/2023	25,000
Sovereign Industries Inc.	CON-10031794	7/1/2023	25,894
The Cleanout Kings, LLC	CON-10033863	7/1/2023	33,190
The Groovy Garfoose	CON-10034639	7/1/2023	48,720
Then Design Arch Ltd DBA Cleve Educational Design Alliance	CON-10030892	7/1/2023	29,580
Then Design Arch Ltd DBA Cleve Educational Design Alliance	CON-10030894	7/1/2023	26,400
Tia Johnson DBA Johnsons Care & Transportation LLC	CON-10034965	7/1/2023	48,050
Timbers-Kovar Company	CON-10038123	7/1/2023	48,976
West Roofing System Inc	CON-10037277	7/1/2023	35,093
Windows On The River	CON-10035553	7/1/2023	29,580
Lakeside Supply Co	CON-10039633	7/5/2023	25,000
Global Equipment Co., Inc. DBA Global Industrial	CON-10039605	7/6/2023	39,000
Johnson Controls Inc.	CON-10038880	8/8/2023	26,958
Total			\$2,293,174