

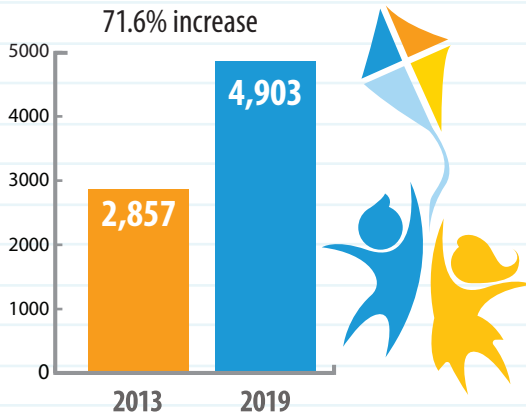
CLEVELAND SCHOOLS PROGRESS Pre-COVID



The Cleveland Metropolitan School District is improving under *The Cleveland Plan*

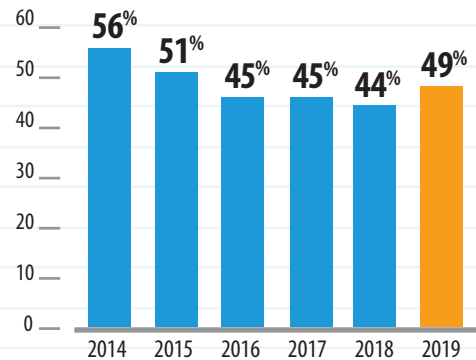
ClevelandMetroSchools.org/TrackOurProgress

Increased Enrollment in High-Quality Preschool



CMSD Postsecondary Enrollment Rates

Within one year of High School Graduation



After the launch of Say Yes scholarships, CMSD graduates' postsecondary enrollment increased for the first time in five years.

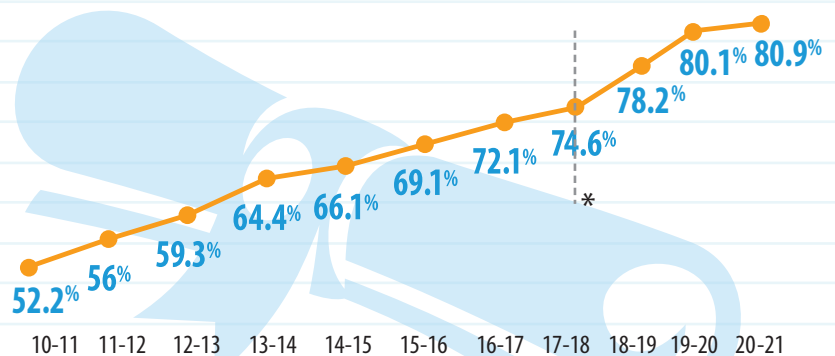
84.9%
graduation rate
for
Hispanic Students

30.2% increase since 2010-2011
6.1% points higher than State Average
for Hispanics which is 78.8%

80.9%
graduation rate
for
African-American Students


23.9% increase since 2010-2011
4.0 Points higher than the
State Average for AA which is 76.9%

Increased Graduation Rate 28.7%



Fifth fastest improving among all Ohio districts
Top 1% in graduation rate growth 2011 report card

*Ohio changed graduation requirements



National Assessment of Educational Progress (NAEP)

- Adjusting for poverty, outperformed state in national score averages in 4th grade reading and math and 8th grade reading
- One of 14 districts with results above expectations in three of four subject/grade combinations in 2019
- One of 6 districts identified as beating the odds with consistent improvement over the past decade on at least two grade/subject combinations (since 2009)